





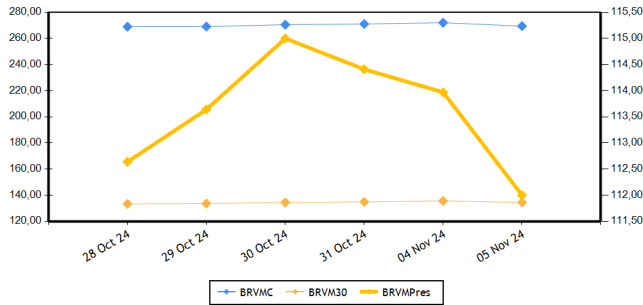


BRVM COMPOSITE	269.45
Daily Change	-0.94 % 
Change / YTD	25.82 % 

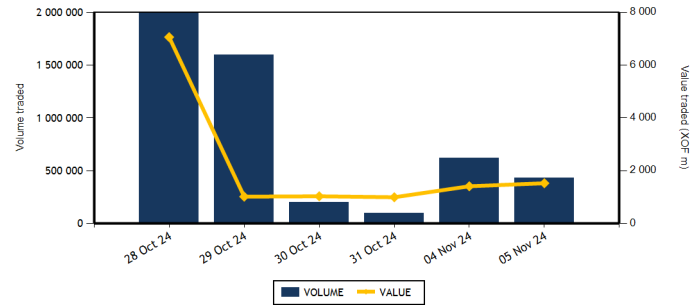
BRVM 30	134.52
Daily Change	-0.82 % 
Change / YTD	24.73 % 

BRVM PRESTIGE	112
Daily Change	-1.73 % 
Change / YTD	10.38 % 

Indices



Volumes and values traded



Equities	Level	Daily Change
Capitalization (XOF)(Equities & Rights)	9,778,623,648,137	-0.98 %
Volume (Equities & Rights)	427,597	-19.11 %
Value (XOF) (Equities & Rights)	1,470,918,398	122.10 %
Number of securities	43	0.00 %
Gains	6	-45.45 %
Losses	28	27.27 %
Flat	9	-10.00 %

Bonds	Level	Daily Change
Capitalization (XOF)	10,549,141,643,575	0.00 %
Volume	5,898	-93.59 %
Value (XOF)	51,835,300	-93.05 %
Number of securities	3	0.00 %
Gains	0	-100.00 %
Losses	0	
Flat	3	50.00 %

TOP GAINS

Shares	Price	Daily Change	Yearly Change
AIR LIQUIDE CI	535	2.88 %	-35.54 %
SAFCA CI	800	1.91 %	-38.22 %
VIVO ENERGY CI	885	1.14 %	12.03 %
SOCIETE IVOIRIENNE DE BANQUE	7,350	0.68 %	37.38 %
NSIA BANQUE COTE D'IVOIRE	7,550	0.60 %	25.83 %

TOP LOSSES

Shares	Price	Daily Change	Yearly Change
SMB CI	10,470	-7.47 %	-0.57 %
SAPH CI	4,220	-7.46 %	79.57 %
SODE CI	5,040	-7.44 %	5.66 %
SICABLE CI	1,020	-7.27 %	-8.11 %
ONATEL BF	2,250	-6.05 %	-1.32 %

MARKET INDICES BY BOARD

Base = 100 as of January 02, 2023	Number of companies	Value	Daily Change	Yearly Change	Volume	Value	AVG PER
BRVM-PRESTIGE	10	112	-1.73 %	10.38 %	97,281	1,115,431,715	8.66
BRVM-PRINCIPAL	36	134,69	-1.02 %	29.56 %	327,739	342,038,183	12.71

MARKET INDICES BY SECTOR

Base = 100 as of June 14, 1999	Number of companies	Value	Daily Change	Yearly Change	Volume	Value	AVG PER
BRVM-INDUSTRY	11	124,92	-2.77 %	23.65 %	41,241	224,031,910	18.60
BRVM-PUBLIC UTILITIES	5	722,06	-0.92 %	35.86 %	74,177	935,426,260	9.73
BRVM-FINANCIAL SERVICES	15	101,88	-0.18 %	17.89 %	209,393	117,194,613	5.70
BRVM-TRANSPORTATION	2	341,7	-0.35 %	3.25 %	61,348	85,579,465	4.43
BRVM-AGRICULTURE	5	194,11	-4.89 %	20.15 %	17,531	59,732,230	13.98
BRVM-DISTRIBUTION	7	339,41	-0.30 %	3.41 %	21,057	35,339,360	43.44
BRVM-OTHER SECTORS	1	802,02	0.00 %	-27.78 %	273	166,060	

Indicators	BRVM COMPOSITE
PER (Average)	10.66
Rate of profitability (Average)	8.49
Rate of yield (Average)	8.26
Securities listed	46
Bonds listed	155
Yearly volume (Average)	426,645
Yearly value (Average)	1,222,558,999.63

Indicators	BRVM COMPOSITE
Liquidity ratio (Average)	23.60
Satisfaction ratio (Average)	17.78
Tendency ratio (Average)	75.35
Coverage ratio (Average)	132.71
Turnover rate (Average)	0.04
Premium risk	3.63
Number of participating brokerage firm	31

Définitions.

Volume moyen annuel par séance	= Volume annuel échangé / nombre de séances	Taux moyen de rotation	= moyenne des taux de rotation des actions cotées (volume transigé/capital flottant)
Valeur moyenne annuelle par séance	= Valeur annuelle échangée / nombre de séances	PER moyen du marché	= moyenne des PER des actions cotées ayant un PER positif
Ratio moyen de liquidité	= Moyenne des ratios de liquidité (Titres échangés / Volume des ordres de vente)	Taux de rendement moyen	= moyenne des taux de rendement des actions cotées ayant distribué un dividende
Ratio moyen de satisfaction	= Moyenne des ratios de satisfaction (Titres échangés / Volume des ordres d'achat)	Taux de rentabilité moyen	= moyenne des taux de rentabilité des actions cotées
Ratio moyen de tendance	= Moyenne des ratios de tendance (Volume des ordres d'achat / Volume des ordres de vente)	Prime de risque du marché	= (1 / le PER moyen du marché) - le taux de référence actuel des emprunts d'Etat
Ratio moyen de couverture	= Moyenne des ratios de couverture (Volume des ordres de vente / Volume des ordres d'achat)		

BOURSE REGIONALE DES VALEURS MOBILIERES

Headquarter : Abidjan - Côte d'Ivoire, 18 av. Joseph Anoma
Address : 01 BP 3802 Abidjan 01
Tel : +225 20 31 55 50 / +225 20 32 66 85
Fax : +225 20 32 66 84
E-mail : brvm@brvm.org Web site : www.brvm.org

WAEMU COUNTRIES



EQUITIES MARKET

Sect. (*)	Symbol	Equity	Previous Price	Share price		Daily Change	Day Summary		Reference Price	Annual Change / Year To Date	Dividend paid		Yield Net	PER
				Open.	Clos.		Volume	Value			Net Income	Date		
COMPARTIMENT PRESTIGE			112	points		-1.73 %								
AGR	PALC	PALM CI	4,650	4,685	4,500	-3.23 %	5,257	24,118,530	4,500	-33.33 %	563.31	26 Jul 24	0.13	3.59
AGR	SPHC	SAPH CI	4,560	4,510	4,220	-7.46 %	5,288	23,092,170	4,220	79.57 %	64.80	12 Aug 24	0.02	17.31
DIS	TTLC	TOTALENERGIES MARKETING CI	2,460	2,500	2,460	0.00 %	8,750	21,507,115	2,460	36.67 %	199.54	12 Sep 24	0.08	17.78
DIS	TTLS	TOTALENERGIES MARKETING SN	2,350	2,400	2,350	0.00 %	1,896	4,549,025	2,350	-6.00 %	207.58	28 Jun 24	0.09	19.23
FIN	ORGT	ORAGROUP TOGO	1,750	1,750	1,750	0.00 %	239	418,250	1,750	-33.71 %	59.52	17 Jul 20	0.03	
FIN	SGBC	SOCIETE GENERALE COTE D'IVOIRE	19,800	19,800	19,700	-0.51 %	340	6,724,200	19,700	22.74 %	1,553.85	25 Jun 24	0.08	6.30
IND	NTLC	NESTLE CI	7,800	7,800	7,750	-0.64 %	26,441	205,904,605	7,750	4.94 %	675	20 Aug 24	0.09	10.33
IND	SMBC	SMB CI	11,315	10,470	10,470	-7.47 %	340	3,568,100	10,470	-0.57 %	1,080	30 Sep 24	0.10	4.73
SPU	ONTBF	ONATEL BF	2,395	2,350	2,250	-6.05 %	15,244	35,238,770	2,250	-1.32 %	266.45	31 Jul 24	0.12	7.60
SPU	SNTS	SONATEL SN	23,600	23,750	23,600	0.00 %	33,486	790,310,950	23,600	31.26 %	1,575	17 May 24	0.07	7.11
TOTAL							97,281	1,115,431,715						
COMPARTIMENT PRINCIPAL			134.69	points		-1.02 %								
AGR	SCRC	SUCRIVOIRE	875	875	870	-0.57 %	5,249	4,539,565	870	83.16 %	40.50	20 Aug 21	0.05	
AGR	SICC	SICOR CI	3,210	NC	NC	0.00 %			3,210	6.12 %	1,919	25 Sep 00		16.15
AGR	SOGC	SOGB CI	4,790	4,700	4,600	-3.97 %	1,737	7,981,965	4,600	40.67 %	207	06 Aug 24	0.05	18.85
AUT	STAC	SETAO CI	650	650	650	0.00 %	273	166,060	650	-27.78 %	66.15	18 Jul 22	0.10	
DIS	ABJC	SERVAIR ABIDJAN CI	2,035	2,030	2,020	-0.74 %	1,027	2,081,665	2,020	51.88 %	206.20	30 Sep 24	0.10	16.51
DIS	BNBC	BERNABE CI	1,140	1,135	1,135	-0.44 %	292	311,820	1,135	13.50 %	150	24 Jul 23	0.13	208.84
DIS	CFAC	CFAO MOTORS CI	645	640	635	-1.55 %	5,035	3,206,075	635	-24.40 %	15.87	30 Aug 24	0.03	18
DIS	PRSC	TRACTAFRIC MOTORS CI	2,000	2,000	2,000	0.00 %	126	240,450	2,000	5.26 %	182.70	24 Sep 24	0.09	9.83
DIS	SHEC	VIVO ENERGY CI	875	890	885	1.14 %	3,931	3,443,210	885	12.03 %	57	27 Sep 24	0.06	13.90
FIN	BICC	BICI CI	11,615	11,050	11,600	-0.13 %	183	2,119,795	11,600	54.87 %	540.90	27 Jun 24	0.05	11.58
FIN	BOAB	BANK OF AFRICA BN	4,330	4,330	4,315	-0.35 %	1,593	6,853,880	4,315	-32.15 %	706	27 May 24	0.16	4.06
FIN	BOABF	BANK OF AFRICA BF	3,350	3,345	3,300	-1.49 %	520	1,715,695	3,300	-52.72 %	704	06 May 24	0.21	2.50
FIN	BOAC	BANK OF AFRICA CI	5,530	5,500	5,245	-5.15 %	12,606	66,349,620	5,245	-23.93 %	684	29 Apr 24	0.13	4.02
FIN	BOAM	BANK OF AFRICA ML	2,045	1,920	2,000	-2.20 %	2,028	3,984,560	2,000	35.59 %	144	21 May 24	0.07	6.33
FIN	BOAN	BANK OF AFRICA NG	3,185	3,185	3,180	-0.16 %	366	1,142,500	3,180	-41.00 %	609.15	31 May 24	0.19	4.10
FIN	BOAS	BANK OF AFRICA SENEGAL	3,900	3,900	3,890	-0.26 %	526	2,046,810	3,890	21.56 %	300	27 Jun 24	0.08	5.48
FIN	CBIBF	CORIS BANK INTERNATIONAL	9,990	9,990	9,990	0.00 %	99	988,760	9,990	7.42 %	790	05 Jul 24	0.08	4.98
FIN	ECOC	ECOBANK COTE D'IVOIRE	8,500	8,500	8,545	0.53 %	479	4,065,670	8,545	25.66 %	594	30 May 24	0.07	9.79
FIN	ETIT	ECOBANK TRANS. INCRP. TG	16	16	16	0.00 %	187,958	2,948,128	16	-15.79 %	0.60	08 Jun 23	0.04	1.20
FIN	NSBC	NSIA BANQUE COTE D'IVOIRE	7,505	7,505	7,550	0.60 %	399	3,003,845	7,550	25.83 %	454.83	08 Jul 24	0.06	5.36
FIN	SAFC	SAFCA CI	785	785	800	1.91 %	51	40,050	800	-38.22 %	23.04	29 Jul 11		
FIN	SIBC	SOCIETE IVOIRIENNE DE BANQUE	7,300	7,355	7,350	0.68 %	2,006	14,792,850	7,350	37.38 %	495	31 Jul 24	0.07	8.45
IND	CABC	SICABLE CI	1,100	1,100	1,020	-7.27 %	78	80,995	1,020	-8.11 %	79.58	31 May 24	0.08	4.22
IND	FTSC	FILTISAC CI	1,395	1,395	1,380	-1.08 %	2,686	3,666,295	1,380	-25.00 %	143.10	30 Sep 24	0.10	6.33
IND	NEIC	NEI-CEDA CI	815	800	790	-3.07 %	45	35,580	790	8.97 %	81.78	25 Jun 24	0.10	8.64
IND	SEMC	EVIOSYS PACKAGING SIEM CI	700	SP	SP	0.00 %			700	0.00 %	14	28 Dec 21	0.02	7.40
IND	SIVC	AIR LIQUIDE CI	520	500	535	2.88 %	2,536	1,250,415	535	-35.54 %	63	29 Sep 17		5.22

IND	SLBC	SOLIBRA CI	15,395	15,395	15,050	-2.24 %	119	1,822,595	15,050	72.99 %	270	14 Aug 24	0.02	16.43
IND	STBC	SITAB CI	7,450	7,450	7,050	-5.37 %	600	4,356,165	7,050	18.59 %	675	29 Jul 24	0.10	10.16
IND	UNLC	UNILEVER CI	7,850	7,850	7,850	0.00 %	3	23,550	7,850	57.00 %	1,233	09 Jul 12		112.58
IND	UNXC	UNIWAX CI	410	405	390	-4.88 %	8,393	3,323,610	390	-27.10 %	60.75	29 Jul 22	0.16	
SPU	CIEC	CIE CI	2,180	2,020	2,100	-3.67 %	10,607	21,685,210	2,100	23.53 %	171	30 Jul 24	0.08	11.06
SPU	ORAC	ORANGE COTE D'IVOIRE	16,100	16,100	15,905	-1.21 %	670	10,677,945	15,905	45.92 %	780	03 Jun 24	0.05	15.47
SPU	SDCC	SODE CI	5,445	5,450	5,040	-7.44 %	14,170	77,513,385	5,040	5.66 %	481.50	25 Sep 24	0.10	7.40
TRP	SDSC	AFRICA GLOBAL LOGISTICS CI	1,400	1,350	1,395	-0.36 %	61,348	85,579,465	1,395	3.33 %	92	20 Nov 23	0.07	4.43
TRP	SVOC	MOVIS CI	2,395	SP	SP	0.00 %			2,395	0.00 %	270	05 Jul 99		
TOTAL							327,739	342,038,183						

TOTAL
TOTAL - Equities market 425,020 1,457,469,898

Sectors (*) : AGR = Agriculture, AUT = Autres Secteurs, DIS = Distribution, FIN = Finances, IND = Industrie, TRP = Transport, SPU = Services Publics

RIGHTS MARKET

Symbol	Rights	Previous Price	Share price		Daily Change	Day Summary		Reference Price	Annual Change / Year To Date	Ratio	Trading Period	
			Open.	Clos.		Volume	Value				Start	End
BOAC.DA1	BOA Côte d'Ivoire Droit d'attribution 1	5,395	5,345	5,120	-5.10 %	2,577	13,448,500	5 120		1/1	29-oct.-24	12-nov.-24
TOTAL						2 577	13 448 500					
TOTAL - Rights market						2,577	13,448,500					
TOTAL - Rights market												

Legend:

 (d) Ex-dividend (V) Change to reference price
 NT: Not Traded NA: Not Available or Not Applicable Ex-c: Ex-coupon Ex-d: Ex-rights SP: Suspended
 PER (Price Earning Ratio) = Reference Price / Net earning per share Net Return = Net dividend / Reference price
 Board: 1 - First board 2 - Second board 3 - Growth board
 Liquidity ratio = Volume traded / Ask orders volume.

BONDS MARKET

Symbol	Bond	Valeur nominale	Previous Price	Daily Change	Reference Price	Day Summary Volume	Day Summary Value	Accrued Interest	Period	Coupon Amount Int.	Pay. date	Amort. Type
GOVERNMENT BONDS												
EOM.010	ETAT DU MALI 6,20 % 2022-2029	10,000	9,790	NC	9,790			562.40	A	620	09 Dec 24	ACD
EOM.011	ETAT DU MALI 6,40 % 2023-2030	10,000	10,000	NC	10,000			371.73	A	640	07 Apr 25	ACD
EOM.012	ETAT DU MALI 6,50 % 2023-2030	10,000	9,900	NC	9,900			178.08	A	650	28 Jul 25	ACD
EOM.013	ETAT DU MALI 6,50 % 2024-2034	10,000	9,999	NC	9,999			381.10	A	650	05 Apr 25	ACD
EOM.014	ETAT DU MALI 3,00 % 2024-2031	10,000	10,000	NC	10,000			78.90	A	300	01 Aug 25	ACD
EOM.03	ETAT DU MALI 6,50 % 2018-2025	2,000	1,975	NC	1,975			10.36	A	130	06 Oct 25	AC
EOM.04	ETAT DU MALI 6,50% 2019-2027	6,000	6,000	NC	6,000			123.95	A	390	12 Jul 25	AC
EOM.05	ETAT DU MALI 6,50% 2020-2028	8,000	8,000	NC	8,000			317.70	A	520	27 Mar 25	ACD
EOM.06	ETAT DU MALI 6,50% 2020-2027	8,000	8,000	8,000	8,000	3,045	23,508,800	481.85	A	520	02 Dec 24	AC
EOM.07	ETAT DU MALI 6.50% 2021-2031	8,750	8,618.75	NC	8,618.75			316.32	A	568.75	16 Apr 25	AC
EOM.08	ETAT DU MALI 6,20 % 2022-2032	10,000	10,000	NC	10,000			100.22	A	620	07 Sep 25	ACD
EOM.09	ETAT DU MALI 6,30% 2022-2032	10,000	9,800	NC	9,800			571.48	A	630	09 Dec 24	ACD
EOS.010	ETAT DU SENEGAL 6,15 % 2023-2030	10,000	10,000	NC	10,000			62.86	S	307.50	29 Mar 25	ACD
EOS.011	ETAT DU SENEGAL 6,35 % 2023-2033	10,000	9,950	NC	9,950			64.90	S	317.50	29 Mar 25	ACD
EOS.012	ETAT DU SENEGAL 6,15 % 2023-2028	10,000	9,500	NC	9,500			138.71	S	307.50	14 Feb 25	ACD
EOS.013	ETAT DU SENEGAL 6,30 % 2023-2030	10,000	10,000	NC	10,000			142.09	S	315	14 Feb 25	ACD
EOS.014	ETAT DU SENEGAL 6,50 % 2023-2033	10,000	10,000	NC	10,000			146.60	S	325	14 Feb 25	ACD
EOS.015	ETAT DU SENEGAL 6,25 % 2024-2029	10,000	9,740	NC	9,740			149.46	S	312.50	09 Feb 25	ACD
EOS.016	ETAT DU SENEGAL 6,45 % 2024-2031	10,000	9,950	NC	9,950			154.24	S	322.50	09 Feb 25	ACD
EOS.017	ETAT DU SENEGAL 6,65 % 2024-2034	10,000	10,000	NC	10,000			159.02	S	332.50	09 Feb 25	ACD
EOS.07	ETAT SENEGAL 6.30% 2015-2025	10,000	10,000	NC	10,000			283.07	S	317.59	25 Nov 24	ACD
EOS.08	ETAT DU SENEGAL 5,95% 2022-2034	10,000	10,000	NC	10,000			507.21	A	595	29 Dec 24	ACD
EOS.09	ETAT DU SENEGAL 6,00 % 2023-20	10,000	9,800	NC	9,800			61.33	S	300	29 Mar 25	ACD
TPBF.010	TPBF 6,50% 2020 - 2028	5,833.35	5,833.35	NC	5,833.35			48.18	S	189.58	20 Mar 25	ACD
TPBF.011	TPBF 6,50 % 2020-2028	6,668	6,668	NC	6,668			140.15	S	216.71	09 Jan 25	ACD
TPBF.012	TPBF 6.50% 2021-2031	10,000	9,850	NC	9,850			73.62	S	325	25 Mar 25	ACD
TPBF.013	TPBF 6,50 % 2021 - 2031	10,000	9,900	NC	9,900			215.49	S	325	06 Jan 25	ACD
TPBF.014	TPBF 6,30% 2022-2034	10,000	9,898	NC	9,898			113.12	S	315	01 Mar 25	ACD
TPBF.015	ETAT DU BURKINA 6,30 % 2022-2	10,000	10,000	NC	10,000			297.88	S	315	15 Nov 24	ACD
TPBF.016	ETAT DU BURKINA 6% 2023-2028	10,000	10,000	10,000	10,000	1,000	10,000,000	192.39	S	300	10 Jan 25	ACD
TPBF.017	TPBF 6,30 % 2023-2030	10,000	10,000	NC	10,000			41.54	S	315	12 Apr 25	ACD
TPBF.018	TPBF 6,50% 2023-2033	10,000	9,900	NC	9,900			42.86	S	325	12 Apr 25	ACD
TPBF.019	ETAT DU BURKINA 6,30% 2024-2029	10,000	10,000	NC	10,000			626.58	S	630	06 Nov 24	ACD
TPBF.020	ETAT DU BURKINA 6,55% 2024-2031	10,000	9,900	NC	9,900			651.44	S	655	06 Nov 24	ACD
TPBF.04	TPBF 6.50% 2017-2027	10,000	10,000	NC	10,000			172.74	S	327.67	31 Jan 25	ACD
TPBF.05	TPBF 6,50% 2017-2024	10,000	10,000	NC	10,000			229.10	S	325	29 Dec 24	ACD
TPBF.06	TPBF 6.50% 2018-2025	10,000	9,112	NC	9,112			271.72	S	325	05 Dec 24	ACD
TPBF.07	TPBF 6,50% 2018- 2025	10,000	10,000	NC	10,000			307.34	S	325	15 Nov 24	AC
TPBF.08	TPBF 6,50% 2019-2027	10,000	10,000	NC	10,000			325	S	326.78	06 Nov 24	ACD
TPBF.09	TPBF 6,50% 2019 - 2027	10,000	11,000	NC	11,000			50	S	325	08 Apr 25	ACD
TPBJ.03	TPBJ 6,50% 2020-2028	10,000	10,000	NC	10,000			128.22	A	650	25 Aug 25	AC
TPBJ.04	TPBJ 5,50 % 2022-2037	10,000	10,000	NC	10,000			375.21	A	550	01 Mar 25	AC
TPBJ.05	TPBJ 5,85 % 2022-2042	10,000	9,890	NC	9,890			399.08	A	585	01 Mar 25	ACD
TPBJ.06	TPBJ 5,75% 2022-2037	10,000	10,100	NC	10,100			157.53	A	575	28 Jul 25	ACD
TPBJ.07	TPBJ 5,70% 2023-2030	10,000	10,000	NC	10,000			370.11	A	570	13 Mar 25	AC
TPBJ.08	TPBJ 6,20% 2023-2038	10,000	10,000	NC	10,000			402.58	A	620	13 Mar 25	AC
TPCI.017	TPCI 3% 2014-2024	10,000	10,000	NC	10,000			113.93	S	150	19 Dec 24	ACD
TPCI.019	TPCI 5.99% 2015-2025	10,000	10,000	NC	10,000			287.19	A	599	14 May 25	ACD
TPCI.021	TPCI 6% 2016-2028	10,000	10,000	NC	10,000			346.85	A	600	08 Apr 25	ACD
TPCI.022	TPCI 5.90% 2016 - 2026	10,000	9,800	NC	9,800			231.15	A	590	15 Jun 25	ACD
TPCI.023	TPCI 5.90% 2016-2026	10,000	9,700	NC	9,700			570.66	A	590	17 Nov 24	ACD
TPCI.024	TPCI 6.25% 2017-2029	10,000	9,700	NC	9,700			61.81	S	312.50	31 Mar 25	ACD
TPCI.026	TPCI 5,95% 2017-2024 B	10,000	10,000	NC	10,000			289.42	S	297.50	10 Nov 24	ACD
TPCI.027	TPCI 6% 2017-2025	10,000	10,250	NC	10,250			211.48	S	300	29 Dec 24	ACD
TPCI.028	TPCI 6% 2018 - 2026	10,000	10,000	NC	10,000			156.16	A	600	02 Aug 25	ACD
TPCI.029	TPCI 6% 2018-2026	10,000	9,800	NC	9,800			27.95	A	600	19 Oct 25	ACD

TPCI.030	TPCI 5,95% 2018-2025	3,000	3,000	NC	3,000	233.74	S	295	13 Dec 24	ACD
TPCI.031	TPCI 5,75% 2019 - 2026	10,000	10,230	NC	10,230	217.40	A	575	20 Jun 25	ACD
TPCI.032	TPCI 2,23% 2019-2026	10,000		NC		84.31	A	223	20 Jun 25	ACD
TPCI.033	TPCI 5.75% 2019-2026	4,000	4,160	NC	4,160	144.93	A	230	20 Mar 25	ACD
TPCI.034	TPCI 6% 2019-2029	6,250	6,187.50	NC	6,187.50	236.30	A	375	20 Mar 25	ACD
TPCI.035	TPCI 5,75% 2019 -2026	10,000	10,250	NC	10,250	184.32	A	575	11 Jul 25	ACD
TPCI.036	TPCI 5,75% 2019- 2026	10,000	10,000	NC	10,000	119.73	A	575	21 Aug 25	ACD
TPCI.037	TPCI 5,80% 2019-2026	6,000	6,000	NC	6,000	320.43	A	348	04 Dec 24	ACD
TPCI.038	TPCI 5,75% 2019-2026	6,000	6,000	NC	6,000	317.66	A	345	04 Dec 24	ACD
TPCI.039	TPCI 5,75% 2019 - 2026	4,000	3,906	NC	3,906	11.97	A	230	17 Oct 25	ACD
TPCI.040	TPCI 5,75% 2019-2026	6,000	6,000	NC	6,000	282.79	A	345	10 Jan 25	ACD
TPCI.041	TPCI 5,80% 2020-2027	10,000	10,000	NC	10,000	397.76	A	580	28 Feb 25	ACD
TPCI.042	TPCI 5,90% 2020-2030	10,000	10,000	NC	10,000	404.11	A	590	28 Feb 25	ACD
TPCI.043	TPCI 5,90% 2020 - 2030	10,000	9,999	NC	9,999	316.82	A	590	23 Apr 25	ACD
TPCI.044	TPCI 5,80% 2020 - 2027	10,000	9,800	NC	9,800	311.45	A	580	23 Apr 25	ACD
TPCI.045	TPCI 5,80% 2020 -2027	6,000	6,000	NC	6,000	135.39	A	348	16 Jun 25	ACD
TPCI.046	TPCI 5,90% 2020 - 2030	7,500	7,650	NC	7,650	172.15	A	442.50	16 Jun 25	ACD
TPCI.047	TPCI 5,80% 2020 - 2027	6,000	6,150	NC	6,150	170.40	A	438	16 Jun 25	ACD
TPCI.048	TPCI 5,80% 2020- 2027	6,000	5,940	NC	5,940	94.39	A	348	29 Jul 25	ACD
TPCI.049	TPCI 5,90% 2020- 2030	7,500	7,563.75	NC	7,563.75	120.02	A	442.50	29 Jul 25	ACD
TPCI.050	TPCI 5,90% 2020-2030	7,500	7,481.25	NC	7,481.25	83.65	A	442.50	28 Aug 25	ACD
TPCI.051	TPCI 5,80 % 2020-2027	6,000	6,000	NC	6,000	32.42	A	348	02 Oct 25	ACD
TPCI.052	TPCI 5,90 % 2020 -2030	7,500	7,500	NC	7,500	41.22	A	442.50	02 Oct 25	ACD
TPCI.053	TPCI 5,80% 2020-2027	6,000	6,360	NC	6,360	7.63	A	348	28 Oct 25	ACD
TPCI.054	TPCI 5,90% 2020-2030	7,500	7,350	NC	7,350	9.70	A	442.50	28 Oct 25	ACD
TPCI.055	TPCI 5,80% 2020 -2027	8,000	8,400	NC	8,400	401.88	A	464	24 Dec 24	ACD
TPCI.056	TPCI 5,90% 2020- 2030	8,750	8,745.63	NC	8,745.63	447.13	A	516.25	24 Dec 24	ACD
TPCI.057	TPCI 5,80% 2020-2027	8,000	7,600	NC	7,600	444.98	A	464	20 Nov 24	ACD
TPCI.058	TPCI 5,80% 2021-2028	8,000	8,000	NC	8,000	306.37	A	464	09 Mar 25	ACD
TPCI.059	TPCI 5,90% 2021-2031	8,750	9,056.25	NC	9,056.25	340.87	A	516.25	09 Mar 25	ACD
TPCI.060	TPCI 5,80% 2021-2028	10,000	10,000	NC	10,000	279.67	A	580	13 May 25	ACD
TPCI.061	TPCI 5,90% 2021-2031	10,000	10,000	NC	10,000	284.49	A	590	13 May 25	ACD
TPCI.062	TPCI 5,80 % 2021 -2028	8,000	7,920	NC	7,920	162.72	A	464	30 Jun 25	ACD
TPCI.063	TPCI 5,90% 2021 -2031	8,750	8,750	NC	8,750	181.04	A	516.25	30 Jun 25	ACD
TPCI.064	TPCI 5,80 % 2021 - 2028	8,000	8,000	NC	8,000	102.97	A	464	16 Aug 25	ACD
TPCI.065	TPCI 5,90 % 2021-2031	8,750	9,362.50	NC	9,362.50	50.92	A	516.25	30 Sep 25	ACD
TPCI.066	TPCI 5,90% 2021-2031	10,000	10,000	NC	10,000	590	A	590	05 Nov 24	ACD
TPCI.067	TPCI 5,90 % 2021-2036	10,000	10,200	NC	10,200	523.91	A	590	16 Dec 24	ACD
TPCI.068	TPCI 5,90 % 2022-2037	10,000	10,000	NC	10,000	448.14	A	590	01 Feb 25	ACD
TPCI.069	TPCI 5,75 % 2022-2037	10,000	10,000	NC	10,000	359.18	A	575	22 Mar 25	ACD
TPCI.070	TPCI 5,75 % 2022-2037	10,000	10,300	NC	10,300	299.32	A	575	29 Apr 25	ACD
TPCI.071	TPCI 5,65% 2022-2032	10,000	10,150	NC	10,150	221.36	A	565	15 Jun 25	ACD
TPCI.072	TPCI 5,65% 2022-2029	10,000	10,000	NC	10,000	153.25	A	565	29 Jul 25	ACD
TPCI.073	TPCI 5,75% 2022-2032	10,000	10,500	NC	10,500	155.96	A	575	29 Jul 25	ACD
TPCI.074	TPCI 5,85% 2022-2042	9,473.68	9,473.68	NC	9,473.68	150.32	A	554.21	29 Jul 25	ACD
TPCI.075	TPCI 5,65% 2022-2029	10,000	10,700	NC	10,700	44.89	A	565	07 Oct 25	ACD
TPCI.076	TPCI 5,75% 2022-2032	10,000	10,000	NC	10,000	45.68	A	575	07 Oct 25	ACD
TPCI.077	TPCI (TAUX DE BASE + SPREAD) % 2022-2029	10,000	10,000	NC	10,000	185.79	T	198.75	11 Nov 24	ACD
TPCI.078	TPCI 5,65% 2022-2029	10,000	10,000	NC	10,000	506.34	A	565	13 Dec 24	ACD
TPCI.079	TPCI 5,75% 2023-2030	10,000	10,000	NC	10,000	394.33	A	575	28 Feb 25	ACD
TPCI.080	TPCI 6% 2023-2030	10,000	10,000	NC	10,000	282.74	A	600	17 May 25	ACD
TPCI.081	TPCI 5,90% 2023-2028	10,000	10,500	NC	10,500	156.79	A	590	31 Jul 25	ACD
TPCI.082	TPCI 6,00% 2023-2030	10,000	10,000	NC	10,000	159.45	A	600	31 Jul 25	ACD
TPCI.083	TPCI 5,90 % 2023-2028	10,000	10,000	NC	10,000	58.52	A	890	12 Oct 25	ACD
TPCI.084	TPCI 6,00 % 2023-2030	10,000	10,000	NC	10,000	39.45	A	600	12 Oct 25	ACD
TPCI.085	TPCI 5,90 % 2023 - 2028	10,000	10,000	NC	10,000	527.13	A	590	14 Dec 24	ACD
TPCI.086	TPCI 6,00 % 2023 - 2030	10,000	10,000	NC	10,000	536.07	A	600	14 Dec 24	ACD
TPCI.087	TPCI 5,90% 2024-2029	10,000	10,000	NC	10,000	363.70	A	590	25 Mar 25	ACD
TPCI.088	TPCI 6,00% 2024-2031	10,000	9,875	NC	9,875	369.86	A	600	25 Mar 25	ACD
TPCI.089	TPCI 5,90% 2024-2029	10,000	10,100	NC	10,100	176.19	A	590	19 Jul 25	ACD
TPCI.090	TPCI 6,00% 2024-2031	10,000	10,000	NC	10,000	179.18	A	600	19 Jul 25	ACD
TPNE.01	TRESOR PUBLIC DU NIGER 6,50% 2019-2026	10,000	10,000	NC	10,000	395.34	A	650	28 Mar 25	ACD
TPNE.02	TRESOR PUBLIC DU NIGER 6,50% 2019 - 2026	10,000	10,000	NC	10,000	170.96	A	650	01 Aug 25	ACD

TPNE.03	TRESOR PUBLIC DU NIGER 6,5% 2020-2027	6,000	5,999.40	NC	5,999.40			103.64	A	390	31 Jul 25	ACD
TPNE.04	TRESOR PUBLIC DU NIGER 6,30% 2	8,750	8,750	NC	8,750			110.25	A	551.25	24 Aug 25	ACD
TPNE.05	TPNE 6,15 % 2022-2034	10,000	10,000	NC	10,000			261.16	A	615	03 Jun 25	ACD
TPNE.06	TRESOR PUBLIC DU NIGER 6,15% 2022 - 2034	10,000	10,000	NC	10,000			549.47	A	615	14 Dec 24	ACD
TPNE.07	TRESOR PUBLIC DU NIGER 6,25 % 2023-2028	10,000	10,000	NC	10,000			231.16	A	625	23 Jun 25	ACD
TPTG.02	TPTG 6% 2022-2037	10,000	10,000	NC	10,000			581.97	A	600	16 Nov 24	ACD
TOTAL						4,045	33,508,800					

REGIONAL BONDS

BIDC.04	BIDC-EBID 6.10% 2017-2027	3,750	3,750	NC	3,750			89	A	228.78	16 Jun 25	ACD
BIDC.05	BIDC-EBID 6,40% 2019-2026	10,000	10,000	NC	10,000			201.74	S	320	12 Jan 25	ACD
BIDC.06	BIDC-EBID 6,50 % 2021-2028	8,000	7,992	NC	7,992			242.95	S	261.42	18 Nov 24	ACD
BIDC.07	BIDC-EBID 5,90% 2022-2029	10,000	9,925	NC	9,925			240.19	S	295	09 Dec 24	ACD
BIDC.08	BIDC-EBID GSS BOND 6,50% 2024-2031	10,000	10,000	NC	10,000			349.73	S	650	29 Jan 25	ACD
CRRH.010	CRRH-UEMOA 6,10% 2022-2037	10,000	9,975	NC	9,975			155.82	S	305	03 Feb 25	AC
CRRH.02	CRRH-UEMOA 6.10% 2012-2024	10,000	9,800	NC	9,800			183.99	S	305	17 Jan 25	AC
CRRH.04	CRRH-UEMOA 6% 2014-2024	10,000	10,000	NC	10,000			209.84	S	300	30 Dec 24	AC
CRRH.05	CRRH-UEMOA 5.85% 2015-2025	10,000	10,000	NC	10,000			198.74	S	294.90	04 Jan 25	AC
CRRH.06	CRRH-UEMOA 5.85% 2016-2026	10,000	10,000	NC	10,000			198.71	S	292.50	03 Jan 25	ACD
CRRH.07	CRRH-UEMOA 5.95% 2017-2029	4,583	4,582.54	NC	4,582.54			127.46	S	136.35	17 Nov 24	AC
CRRH.08	CRRH-UEMOA 5.95% 2018-2030	5,416.67	5,416.67	NC	5,416.67			120.64	S	161.15	21 Dec 24	AC
CRRH.09	CRRH-UEMOA 6.05% 2018-2033	6,333	6,333	NC	6,333			143.43	S	191.58	21 Dec 24	AC
TOTAL												

CORPORATE BONDS

FBOAD.01	FCTC BOAD DOLI-P 6,10% 2023-2030	7,300	7,300	NC	7,300			56.12	S	220.82	20 Mar 25	AC
FDINBF.01	FIDELIS FINANCE CAP25 7,00% 2023-2028	10,000	10,000	10,000	10,000	1,853	18,326,500	303.83	S	330.80	20 Nov 24	ACD
FEPTC.01	FCTC EPT 7 % 2023-2030	10,000	10,000	NC	10,000			130.49	T	171.50	27 Nov 24	ACD
FEPTC.02	FCTC EPT 7,25 % 2023-2033	10,000	10,000	NC	10,000			135.15	T	177.63	27 Nov 24	ACD
FEPTC.03	FCTC EPT 7,50% 2023-2038	10,000		NC				139.81	T	183.75	27 Nov 24	ACD
FNSBC.01	FCTC NSIA BANQUE 7 % 2020-2025	1,111.10	1,233.32	NC	1,233.32			10.47	T	19.06	16 Dec 24	ACD
FORBT.01	FCTC ORABANK 7 % 2021-2026	5,000	5,450	NC	5,450			35.81	T	85.75	28 Dec 24	ACD
FSNTS.01	FCTC SONATEL C-1 6,40 % 2023-2	10,000	9,840	NC	9,840			178.19	S	300.80	19 Jan 25	AC
FSNTS.02	FCTC SONATEL C-2 6,60 % 2023-2	10,000	10,000	NC	10,000			183.76	S	310.20	19 Jan 25	AC
FTIMC.01	FCTC TEYLIM IMMO 7 % 2021-2028	6,250	6,250	NC	6,250			68.32	T	107.19	08 Dec 24	ACD
ORGT.02	ORAGROUP SA 7,15% 2021-2028	8,000	8,600	NC	8,600			15.71	S	286	26 Apr 25	ACD
PADS.03	PAD 6,60% 2020-2027	6,000	5,640	NC	5,640			18.49	S	198	19 Apr 25	ACD
PTRC.01	PETRO IVOIRE 6,80% 2022-2029	10,000	10,750	NC	10,750			260.37	S	333.20	15 Dec 24	ACD
SNLC.01	SENELEC 6,50% 2018-2025	1,000	1,000	NC	1,000			7	S	32.50	27 Mar 25	AC
SNTS.02	SONATEL 6,50% 2020-2027	6,000	6,000	NC	6,000			112.49	S	184.81	16 Jan 25	ACD
TOTAL						1,853	18,326,500					

SUKUK AND CORRESPONDING SECURITIES

SUKSN.S2	SUKUK SN 6% 2016-2026	10,000	10,750	NC	10,750			170	S	306.67	26 Jan 25	ACD
SUKTG.S1	SUKUK TG 6.5% 2016-2026	10,000	10,000	NC	10,000			164.35	S	377.99	17 Feb 25	ACD
TOTAL												

TOTAL - Bonds Market
5,898 51,835,300
Legend:

(#) (*) Accrued Interest Ex- (##) Depreciation reference price / Accrued Interest Ex-c (#) Ex-profit margin
 Amort. Type: Type of depreciation IF: In Fine AC: Constant Depreciation AD: Degressive Depreciation ACD: Differed Constant Depreciation
 Period: Coupons payment Period A: Annually S: Semi-annually T: Quarterly
 NT: Not Traded NA: Not Available or Not Applicable Ex-c: Ex-coupon SP: Suspended

INFORMATIONS
UPCOMING OPERATIONS

Issuer	Operation
SIB	Augmentation de capital par incorporation de réserves - Fermeture des registres le 19 novembre 2024
BANK OF AFRICA NG	Admission à la cote des actions nouvelles de la société BOA NIGER, le 20 novembre 2024
BANK OF AFRICA BN	Admission à la cote des actions nouvelles de la société BOA BENIN, le 19 novembre 2024
BANK OF AFRICA SN	Admission à la cote des actions nouvelles de la société BOA SENEGAL, le 13 novembre 2024
BANK OF AFRICA BF	Admission à la cote des actions nouvelles de la société BOA BURKINA FASO, le 12 novembre 2024
BANK OF AFRICA ML	Admission à la cote des actions nouvelles de la société BOA MALI, le 12 novembre 2024

NOTICES

Entity	N°	Type	Subject
DC/BR	188 - 2024	Païement Intérêts et remboursement	Païement des intérêts semestriels et remboursement partiel du capital - BIDC-EBID 6,50% 2021-2028
DC/BR	189 - 2024	Païement Intérêts	Païement des intérêts semestriels - FIDELIS FINANCE CAP25 7,00 % 2023-2028

RELEASES

Issuer	N°	Type	Subject
BANK OF AFRICA NG	20241105	Rapport d'activités du troisième trimestre	Rapport d'activités - 3ème trimestre 2024 - BOA NG
PALM CI	20241105-1	Rapport d'activités du troisième trimestre	Rapport d'activités - 3ème trimestre 2024 - PALM CI

REMAINING UNMATCHED QUANTITIES
EQUITIES MARKET

Symbol	Equity	Remaining quantity - Buy	Price Buy/ Sell			Remaining quantity - Sell	Reference Price
ABJC	SERVAIR ABIDJAN CI	434	2,000	/	2,020	47	2,020
BICC	BICI CI	20	11,100	/	11,600	138	11,600
BNBC	BERNABE CI	20	1,070	/	1,135	187	1,135
BOAB	BANK OF AFRICA BN	13	4,280	/	4,315	23	4,315
BOABF	BANK OF AFRICA BF	5	3,295	/	3,300	32	3,300
BOAC	BANK OF AFRICA CI	2	5,225	/	5,245	387	5,245
BOAM	BANK OF AFRICA ML	39	2,000	/	2,020	300	2,000
BOAN	BANK OF AFRICA NG	208	3,100	/	3,180	218	3,180
BOAS	BANK OF AFRICA SENEGAL	1,282	3,860	/	3,890	138	3,890
CABC	SICABLE CI			/	Marché	1,140	1,020
CBIBF	CORIS BANK INTERNATIONAL	117	9,980	/	9,990	18	9,990
CFAC	CFAO MOTORS CI	11,884	635	/	640	100	635
CIEC	CIE CI	50	2,070	/	2,100	340	2,100
ECOC	ECOBANK COTE D'IVOIRE	2,696	8,380	/	8,545	192	8,545
ETIT	ECOBANK TRANS. INCORP. TG	1,749,712	15	/	16	293,143	16
FTSC	FILTISAC CI	99	1,380	/	1,385	78	1,380
NEIC	NEI-CEDA CI			/	785	145	790
NSBC	NSIA BANQUE COTE D'IVOIRE	28	7,550	/	7,595	85	7,550
NTLC	NESTLE CI	606	7,750	/	7,800	2,050	7,750
ONTBF	ONATEL BF	89	2,250	/	2,290	959	2,250
ORAC	ORANGE COTE D'IVOIRE	337	15,905	/	16,000	58	15,905
ORGT	ORAGROUP TOGO	10	1,730	/	1,750	1,279	1,750
PALC	PALM CI	1,826	4,500	/	4,550	20	4,500
PRSC	TRACTAFRIC MOTORS CI	125	1,900	/	2,000	120	2,000
SAFC	SAFCA CI	72	785	/	790	7	800
SCRC	SUCRIVOIRE	1,612	860	/	870	1,231	870
SDCC	SODE CI	162	5,040	/	5,390	93	5,040
SDSC	AFRICA GLOBAL LOGISTICS CI	2	1,395	/	1,400	4,577	1,395
SEMC	EVIOSYS PACKAGING SIEM CI			/			700
SGBC	SOCIETE GENERALE COTE D'IVOIRE	320	19,600	/	19,700	1,446	19,700
SHEC	VIVO ENERGY CI	34	880	/	885	169	885
SIBC	SOCIETE IVOIRIENNE DE BANQUE	8	7,350	/	7,395	114	7,350
SICC	SICOR CI	30	3,210	/			3,210
SIVC	AIR LIQUIDE CI	11	500	/	535	84	535
SLBC	SOLIBRA CI	1	15,050	/	15,300	164	15,050
SMBC	SMB CI			/	Marché	1,736	10,470
SNTS	SONATEL SN	551	23,565	/	23,600	5,604	23,600
SOGC	SOGB CI	103	4,595	/	4,600	1,297	4,600
SPHC	SAPH CI			/	4,220	651	4,220
STAC	SETAO CI	300	610	/	650	29	650
STBC	SITAB CI	10	7,050	/	7,425	17	7,050
SVOC	MOVIS CI			/			2,395
TTLC	TOTALENERGIES MARKETING CI	1,057	2,460	/	2,490	900	2,460
TTLS	TOTALENERGIES MARKETING SN	1,000	2,205	/	2,350	638	2,350
UNLC	UNILEVER CI			/	7,850	24	7,850
UNXC	UNIWAX CI	2,523	390	/	400	290	390

REMAINING UNMATCHED QUANTITIES

RIGHTS MARKET

Symbol	Equity	Remaining quantity - Buy	Price Buy/ Sell	Remaining quantity - Sell	Reference Price
BOAC.DA1	BOA Côte d'Ivoire Droit d'attribution 1	283	5100 / 5,120	49	5,120

REMAINING UNMATCHED QUANTITIES
BONDS MARKET

Symbol	Bond	Remaining quantity - Buy	Price Buy/ Sell	Remaining quantity - Sell	Reference Price
FBOAD.O1	FCTC BOAD DOLI-P 6,10% 2023-2030		/ 7,300	299	7,300
FDFINBF.O1	FIDELIS FINANCE CAP25 7,00% 2023-2028		/ 10,000	97	10,000
FEPTC.O1	FCTC EPT 7 % 2023-2030		/ 10,500	100	10,000
FEPTC.O2	FCTC EPT 7,25 % 2023-2033	50	10000 / 10,500	300	10,000
FEPTC.O3	FCTC EPT 7,50% 2023-2038		/		10,000
FNSBC.O1	FCTC NSIA BANQUE 7 % 2020-2025		/ Marché	9	1,233.32
PTRC.O1	PETRO IVOIRE 6,80% 2022-2029		/ 10,900	40	10,750
SNLC.O1	SENELEC 6,50% 2018-2025		/ 1,000	1,000	1,000
SNTS.O2	SONATEL 6,50% 2020-2027		/		6,000
FORBT.O1	FCTC ORABANK 7 % 2021-2026		/ 5,450	100	5,450
FSNTS.O1	FCTC SONATEL C-1 6,40 % 2023-2		/		9,840
FSNTS.O2	FCTC SONATEL C-2 6,60 % 2023-2		/		10,000
FTIMC.O1	FCTC TEYLIOM IMMO 7 % 2021-2028		/		6,250
ORGT.O2	ORAGROUP SA 7,15% 2021-2028	389	8000 / 8,400	5,000	8,600
PADS.O3	PAD 6,60% 2020-2027		/ 6,000	90	5,640
EOM.O10	ETAT DU MALI 6,20 % 2022-2029		/		9,790
EOM.O11	ETAT DU MALI 6,40 % 2023-2030		/ 10,000	22	10,000
EOM.O12	ETAT DU MALI 6,50 % 2023-2030		/ 10,000	25	9,900
EOM.O13	ETAT DU MALI 6,50 % 2024-2034		/		9,999
EOM.O14	ETAT DU MALI 3,00 % 2024-2031		/		10,000
EOM.O3	ETAT DU MALI 6,50 % 2018-2025	58	1960 /		1,975
TPNE.O4	TRESOR PUBLIC DU NIGER 6,30% 2		/ 8,750	50	8,750
TPNE.O5	TPNE 6,15 % 2022-2034		/ 10,000	3,000	10,000
TPNE.O6	TRESOR PUBLIC DU NIGER 6,15% 2022 - 2034		/		10,000
TPNE.O7	TRESOR PUBLIC DU NIGER 6,25 % 2023-2028		/		10,000
TPTG.O2	TPTG 6% 2022-2037		/ 10,000	316	10,000
TPCI.O88	TPCI 6,00% 2024-2031		/		9,875
TPCI.O89	TPCI 5,90% 2024-2029		/		10,100
TPCI.O90	TPCI 6,00% 2024-2031		/		10,000
TPNE.O1	TRESOR PUBLIC DU NIGER 6,50% 2019-2026		/ 9,250	23	10,000
TPNE.O2	TRESOR PUBLIC DU NIGER 6,50% 2019 - 2026		/ 9,999	914	10,000
TPNE.O3	TRESOR PUBLIC DU NIGER 6,5% 2020-2027		/ 6,000	70	5,999.40
TPCI.O82	TPCI 6,00% 2023-2030		/ 10,000	19,991	10,000
TPCI.O83	TPCI 5,90 % 2023-2028		/		10,000
TPCI.O84	TPCI 6,00 % 2023-2030		/		10,000
TPCI.O85	TPCI 5,90 % 2023 - 2028		/		10,000
TPCI.O86	TPCI 6,00 % 2023 - 2030		/		10,000
TPCI.O87	TPCI 5,90% 2024-2029		/		10,000
TPCI.O76	TPCI 5,75% 2022-2032		/		10,000
TPCI.O77	TPCI (TAUX DE BASE + SPREAD) % 2022-2029		/		10,000
TPCI.O78	TPCI 5,65% 2022-2029		/		10,000
TPCI.O79	TPCI 5,75% 2023-2030		/ 9,600	80	10,000
TPCI.O80	TPCI 6% 2023-2030	50	9800 / 10,000	18,195	10,000
TPCI.O81	TPCI 5,90% 2023-2028		/		10,500
TPCI.O70	TPCI 5,75 % 2022-2037		/		10,300
TPCI.O71	TPCI 5,65% 2022-2032		/		10,150
TPCI.O72	TPCI 5,65% 2022-2029		/		10,000
TPCI.O73	TPCI 5,75% 2022-2032		/		10,500
TPCI.O74	TPCI 5,85% 2022-2042		/		9,473.68
TPCI.O75	TPCI 5,65% 2022-2029		/		10,700
TPCI.O64	TPCI 5,80 % 2021 - 2028		/		8,000

TPCI.065	TPCI 5,90 % 2021-2031			/			9,362.50
TPCI.066	TPCI 5,90% 2021-2031			/			10,000
TPCI.067	TPCI 5,90 % 2021-2036			/			10,200
TPCI.068	TPCI 5,90 % 2022-2037			/	10,000	158	10,000
TPCI.069	TPCI 5,75 % 2022-2037			/			10,000
TPCI.058	TPCI 5,80% 2021-2028			/			8,000
TPCI.059	TPCI 5,90% 2021-2031			/			9,056.25
TPCI.060	TPCI 5,80% 2021-2028			/			10,000
TPCI.061	TPCI 5,90% 2021-2031			/			10,000
TPCI.062	TPCI 5,80 % 2021 - 2028			/	8,000	500	7,920
TPCI.063	TPCI 5,90% 2021 - 2031			/			8,750
TPCI.052	TPCI 5,90 % 2020 -2030			/			7,500
TPCI.053	TPCI 5,80% 2020-2027			/			6,360
TPCI.054	TPCI 5,90% 2020-2030			/			7,350
TPCI.055	TPCI 5,80% 2020 -2027			/			8,400
TPCI.056	TPCI 5,90% 2020- 2030			/			8,745.63
TPCI.057	TPCI 5,80% 2020-2027			/			7,600
TPCI.046	TPCI 5,90% 2020 - 2030			/			7,650
TPCI.047	TPCI 5,80% 2020 - 2027			/			6,150
TPCI.048	TPCI 5,80% 2020- 2027			/			5,940
TPCI.049	TPCI 5,90% 2020- 2030			/			7,563.75
TPCI.050	TPCI 5,90% 2020-2030			/			7,481.25
TPCI.051	TPCI 5,80 % 2020-2027			/			6,000
TPCI.040	TPCI 5,75% 2019-2026			/			6,000
TPCI.041	TPCI 5,80% 2020-2027			/			10,000
TPCI.042	TPCI 5,90% 2020-2030			/			10,000
TPCI.043	TPCI 5,90% 2020 - 2030			/	10,000	10	9,999
TPCI.044	TPCI 5,80% 2020 - 2027			/			9,800
TPCI.045	TPCI 5,80% 2020 -2027			/			6,000
TPCI.034	TPCI 6% 2019-2029			/			6,187.50
TPCI.035	TPCI 5,75% 2019 -2026			/			10,250
TPCI.036	TPCI 5,75% 2019- 2026			/			10,000
TPCI.037	TPCI 5,80% 2019-2026			/			6,000
TPCI.038	TPCI 5,75% 2019-2026	10	6000	/			6,000
TPCI.039	TPCI 5,75% 2019 - 2026			/			3,906
TPCI.028	TPCI 6% 2018 - 2026			/			10,000
TPCI.029	TPCI 6% 2018-2026			/			9,800
TPCI.030	TPCI 5,95% 2018-2025			/			3,000
TPCI.031	TPCI 5,75% 2019 - 2026			/			10,230
TPCI.032	TPCI 2,23% 2019-2026			/			10,000
TPCI.033	TPCI 5.75% 2019-2026			/			4,160
TPCI.021	TPCI 6% 2016-2028			/			10,000
TPCI.022	TPCI 5.90% 2016 - 2026			/			9,800
TPCI.023	TPCI 5.90% 2016-2026			/			9,700
TPCI.024	TPCI 6.25% 2017-2029			/			9,700
TPCI.026	TPCI 5,95% 2017-2024 B			/			10,000
TPCI.027	TPCI 6% 2017-2025			/			10,250
TPBJ.05	TPBJ 5,85 % 2022-2042			/	9,998	932	9,890
TPBJ.06	TPBJ 5,75% 2022-2037			/			10,100
TPBJ.07	TPBJ 5,70% 2023-2030			/			10,000
TPBJ.08	TPBJ 6,20% 2023-2038			/	10,000	21	10,000
TPCI.017	TPCI 3% 2014-2024			/			10,000
TPCI.019	TPCI 5.99% 2015-2025	17	9850	/			10,000
TPBF.06	TPBF 6.50% 2018-2025			/			9,112
TPBF.07	TPBF 6,50% 2018- 2025			/	9,999	120	10,000

TPBF.O8	TPBF 6,50% 2019-2027			/			10,000
TPBF.O9	TPBF 6,50% 2019 - 2027			/			11,000
TPBJ.O3	TPBJ 6,50% 2020-2028			/			10,000
TPBJ.O4	TPBJ 5,50 % 2022-2037			/			10,000
TPBF.O17	TPBF 6,30 % 2023-2030			/	10,000	150	10,000
TPBF.O18	TPBF 6,50% 2023-2033			/			9,900
TPBF.O19	ETAT DU BURKINA 6,30% 2024-2029			/			10,000
TPBF.O20	ETAT DU BURKINA 6,55% 2024-2031		12	9900	/		9,900
TPBF.O4	TPBF 6.50% 2017-2027			/			10,000
TPBF.O5	TPBF 6,50% 2017-2024			/	10,000	2	10,000
TPBF.O11	TPBF 6,50 % 2020-2028			/	6,668	26	6,668
TPBF.O12	TPBF 6.50% 2021-2031			/	10,000	5	9,850
TPBF.O13	TPBF 6,50 % 2021 - 2031			/			9,900
TPBF.O14	TPBF 6,30% 2022-2034			/	9,600	1,030	9,898
TPBF.O15	ETAT DU BURKINA 6,30 % 2022-2			/			10,000
TPBF.O16	ETAT DU BURKINA 6% 2023-2028			/			10,000
EOS.O16	ETAT DU SENEGAL 6,45 % 2024-2031			/	10,000	200	9,950
EOS.O17	ETAT DU SENEGAL 6,65 % 2024-2034			/	10,000	300	10,000
EOS.O7	ETAT SENEGAL 6.30% 2015-2025			/			10,000
EOS.O8	ETAT DU SENEGAL 5,95% 2022-2034			/	10,000	217	10,000
EOS.O9	ETAT DU SENEGAL 6,00 % 2023-20			/	10,000	64	9,800
TPBF.O10	TPBF 6,50% 2020 - 2028			/			5,833.35
EOS.O10	ETAT DU SENEGAL 6,15 % 2023-2030			/			10,000
EOS.O11	ETAT DU SENEGAL 6,35 % 2023-2033			/			9,950
EOS.O12	ETAT DU SENEGAL 6,15 % 2023-2028			/			9,500
EOS.O13	ETAT DU SENEGAL 6,30 % 2023-2030			/			10,000
EOS.O14	ETAT DU SENEGAL 6,50 % 2023-2033			/	10,000	15	10,000
EOS.O15	ETAT DU SENEGAL 6,25 % 2024-2029			/			9,740
EOM.O4	ETAT DU MALI 6,50% 2019-2027			/			6,000
EOM.O5	ETAT DU MALI 6,50% 2020-2028			/			8,000
EOM.O6	ETAT DU MALI 6,50% 2020-2027			/	8,000	50	8,000
EOM.O7	ETAT DU MALI 6.50% 2021-2031			/			8,618.75
EOM.O8	ETAT DU MALI 6,20 % 2022-2032			/	10,000	95	10,000
EOM.O9	ETAT DU MALI 6,30% 2022-2032			/			9,800
BIDC.O4	BIDC-EBID 6.10% 2017-2027			/	3,750	37	3,750
BIDC.O5	BIDC-EBID 6,40% 2019-2026		109	10000	/		10,000
BIDC.O6	BIDC-EBID 6,50 % 2021-2028			/			7,992
BIDC.O7	BIDC-EBID 5,90% 2022-2029			/	9,975	19	9,925
BIDC.O8	BIDC-EBID GSS BOND 6,50% 2024-2031			/			10,000
CRRH.O10	CRRH-UEMOA 6,10% 2022-2037			/	10,000	1,768	9,975
CRRH.O9	CRRH-UEMOA 6.05% 2018-2033			/			6,333
CRRH.O2	CRRH-UEMOA 6.10% 2012-2024			/			9,800
CRRH.O4	CRRH-UEMOA 6% 2014-2024			/			10,000
CRRH.O5	CRRH-UEMOA 5.85% 2015-2025			/			10,000
CRRH.O6	CRRH-UEMOA 5.85% 2016-2026			/			10,000
CRRH.O7	CRRH-UEMOA 5.95% 2017-2029			/			4,582.54
CRRH.O8	CRRH-UEMOA 5.95% 2018-2030			/			5,416.67

SUKUK AND CORRESPONDING SECURITIES

Symbol	Bond	Remaining quantity - Buy	Price Buy/ Sell	Remaining quantity - Sell	Reference Price
SUKSN.S2	SUKUK SN 6% 2016-2026		/		10 750
SUKTG.S1	SUKUK TG 6.5% 2016-2026		/		10 000

CALENDAR OF SHAREHOLDER MEETINGS
YEAR : 2024

Company	Type	Date	Time	Location
BOLLORE TRANSPORT & LOGISTICS	Ordinaire	13/11/2024	09:30:00	Salle de conférence de la maison de la presse, sise au plateau, dans le prolongement du Ministère des affaires étrangères à Abidjan
SICOR	Ordinaire	08/11/2024	09:00:00	Siège de la SICOR à Jacqueville
ORAGROUP	Mixte	15/10/2024	10:00:00	Hôtel 2 Février, Lomé - Togo
BANK OF AFRICA CI	Extraordinaire	10/10/2024	10:00:00	siège de la Banque au Plateau (4è étage)
ECOBANK CI	Ordinaire	04/10/2024	10:00:00	Caisse de Retraite par Répartition avec Epargne de l'Union Monétaire Ouest Africaine (CRRAE-UMOA) sise à Abidjan Plateau, Rue Privée, Angle Boulevard Botreau Roussel
SOLIBRA	Extraordinaire	11/09/2024	09:30:00	Espace Latrille Event sis à Cocody Boulevard Latrille, Carrefour Duncan, salle Félix Houphouët Boigny
UNILEVER CI	Ordinaire	06/09/2024	09:00:00	Salle Tamarin de l'Hôtel Azalaï sis à Abidjan Marcory Boulevard Valery Giscard d'Estaing
SUCRIVOIRE	Mixte	26/08/2024	09:30:00	VISIOCONFERENCE
BANK OF AFRICA NG	Extraordinaire	22/08/2024	10:00:00	Centre de Formation de la BOA-NIGER (sise à BOA-Siège)
BANK OF AFRICA BN	Extraordinaire	20/08/2024	10:00:00	NOVOTEL, salle Baobab 2 & 3 à Cotonou
BANK OF AFRICA SN	Extraordinaire	16/08/2024	09:30:00	3ème Etage Immeuble Elan I, Almadies, Zone 12, Route de Ngor à Dakar
BANK OF AFRICA BF	Extraordinaire	13/08/2024	10:00:00	Hôtel BRAVIA à la Salle LAAFI
BANK OF AFRICA ML	Extraordinaire	13/08/2024	09:30:00	Immeuble BANK OF AFRICA, Avenue du Mali, Quartier ACI 2000
AIR LIQUIDE CI	Mixte	22/07/2024	14:00:00	SALLE DE CONFÉRENCE DE LA CRRAE-UMOA, à Abidjan
VIVO ENERGY CI	Ordinaire	28/06/2024	09:30:00	Espace Crystal situé à Marcory zone 4C, 805 rue Chevalier de Clieu non loin des Sapeurs Pompiers
SODECI	Ordinaire	27/06/2024	08:30:00	VISIOCONFERENCE
SERVAIR ABIDJAN CI	Ordinaire	27/06/2024	11:00:00	Salle JEWELS de la CGECI sise au Plateau, Avenue Lamblin
UNIWAX CI	Ordinaire	27/06/2024	09:00:00	Espace Latrille Events, sis à Abidjan, Cocody II-Plateaux (Carrefour Duncan)
CFAO MOTORS CI	Mixte	27/06/2024	09:00:00	Siège social sis à Abidjan, 117, Boulevard de Marseille
CIE CI	Ordinaire	26/06/2024	10:00:00	Visioconférence
SAFCA CI	Ordinaire	25/06/2024	10:00:00	Siège de la société, sis à Abidjan, 1, Rue des Carrossiers, Zone 3 C (Face SOCOCE Treichville)
ORAGROUP	Mixte	25/06/2024	10:00:00	Hôtel 2 Février situé à Place de l'indépendance BP 131 Lomé
ONATEL BF	Ordinaire	24/06/2024	10:30:00	ROYAL BEACH HÔTEL, OUAGADOUGOU-BURKINA FASO
SITAB	Ordinaire	21/06/2024	10:00:00	SALLE JEWELS de la CGECI (Plateau)
TRACTAFRIC CI	Ordinaire	21/06/2024	10:00:00	Hôtel AZALAI ABIDJAN
TOTAL	Mixte	21/06/2024	10:00:00	Radisson Blu Hotel Abidjan Airport sis au boulevard de l'Aéroport Abidjan, Port Bouët
FILTISAC CI	Ordinaire	20/06/2024	10:00:00	Espace Latrille Events - Salle KOSSIA, II-Plateaux Boulevard Latrille, Abidjan - Cocody
BERNABE CI	Ordinaire	20/06/2024	10:00:00	ABIDJAN, salle de conférence GEWELS de la Maison du Patronat Ivoirien (CGECI) au Plateau
SMB	Ordinaire	14/06/2024	09:30:00	Amphithéâtre de la CGECI (La Maison de l'Entreprise) sis à Abidjan-Plateau, à l'Angle du Boulevard de la République et de l'Avenue Lamblin
MOVIS CI	Extraordinaire	14/06/2024	10:45:00	Siège social de MOVIS CI (Situé à Vridi, zone Industrielle, dans la Rue des Conteneurs)
MOVIS CI	Ordinaire	14/06/2024	09:30:00	Siège social de MOVIS CI (Situé à Vridi, en zone Industrielle, dans la Rue des Conteneurs)
PALM CI	Ordinaire	13/06/2024	09:00:00	VISIOCONFERENCE
NESTLE CI	Ordinaire	11/06/2024	10:00:00	Espace CRYSTAL, situé à Abidjan, Zone 4 C, 08 Rue du Chevalier de Clieu « Salle DIAMANT »
ECOBANK TG	Mixte	06/06/2024	10:00:00	Salle de conférence du Centre Panafricain Ecobank, 2365, Boulevard du Mono, Lomé, Togo
SAPH CI	Ordinaire	04/06/2024	09:00:00	VISIOCONFERENCE
SIB	Mixte	04/06/2024	10:00:00	CRRAE-UMOA (Abidjan - Plateau Angle Boulevard Botreau Roussel, Rue Privée CRRAE-UMOA)
SOLIBRA	Ordinaire	31/05/2024	09:30:00	Espace LATRILLE EVENTS, Cocody Boulevard Latrille, Carrefour Duncan
SETAO CI	Ordinaire	30/05/2024	10:00:00	Hôtel TIAMA (salon EBENE)
TOTAL SENEGAL S.A.	Ordinaire	29/05/2024	10:00:00	Hôtel Radisson Blu Dakar

NEI-CEDA CI	Ordinaire	28/05/2024	10:00:00	Hôtel TIAMA, Abidjan - Plateau
SGB CI	Mixte	28/05/2024	09:00:00	Espace Latrille Events, sis à Abidjan Commune de Cocody, aux Deux-Plateaux Boulevard Latrille
BICI CI	Ordinaire	27/05/2024	10:00:00	Auditorium de la Maison des Entreprises (CGECI) sise au Plateau
BICI CI	Extraordinaire	27/05/2024	11:30:00	Auditorium de la Maison des Entreprises (CGECI) sise au Plateau
SOGB	Ordinaire	24/05/2024	10:30:00	Immeuble CRRAE - UEMOA sis à Abidjan Plateau
NSBC	Ordinaire	23/05/2024	10:30:00	Amphithéâtre de la Caisse de Retraite par Répartition avec Epargne de l'UMOA (CRRAE-UMOA), sis à Abidjan-Plateau, boulevard Botreau ROUSSEL
ECOBANK CI	Ordinaire	25/04/2024	10:00:00	Hôtel Radisson Blu, sis à Abidjan Port-Bouët, route de l'Aéroport International Félix Houphouët Boigny
SONATEL	Ordinaire	25/04/2024	10:00:00	PAR VISIOCONFERENCE dans ses locaux situés au Technopole à Dakar
BANK OF AFRICA ML	Ordinaire	23/04/2024	09:30:00	Siège de la banque à l'Immeuble BANK OF AFRICA, Avenue du Mali, Quartier ACI 2000
BANK OF AFRICA SN	Ordinaire	18/04/2024	09:30:00	Immeuble Elan II au 2ème Etage, Almadies, Zone 12, Route de Ngor à Dakar
ORANGE CI	Ordinaire	16/04/2024	10:00:00	Siège de la société, sis à Abidjan, Cocody Riviera Golf, Boulevard de France, Immeuble Orange Village
BANK OF AFRICA BN	Ordinaire	12/04/2024	09:00:00	Hôtel Golden Tulip à Cotonou
CORIS BANK INTERNATIONAL	Ordinaire	12/04/2024	09:00:00	Sopatel Hôtel Silmandé
SICABLE	Ordinaire	05/04/2024	10:00:00	Hôtel TIAMA, ABIDJAN
BANK OF AFRICA NG	Ordinaire	04/04/2024	10:00:00	Centre de Formation de BOA-NIGER (BOA-Siège)
BANK OF AFRICA BF	Ordinaire	28/03/2024	10:00:00	Salle WANGO I à l'hôtel LANCASTER (EX LAICO HOTEL) OUAGA 2000
BANK OF AFRICA CI	Ordinaire	28/03/2024	10:00:00	Salle Fromager de l'hôtel IVOTEL du Plateau (10ème étage)
AIR LIQUIDE CI	Ordinaire	10/01/2024	10:00:00	Salle de conférence de la CRRAE-UMOA

