





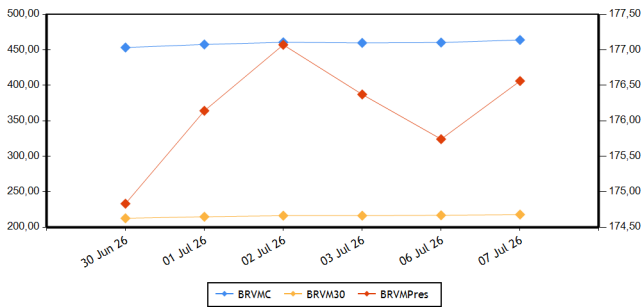


BRVM COMPOSITE	463.89
Daily Change	0.80 % 
Change / YTD	34.17 % 

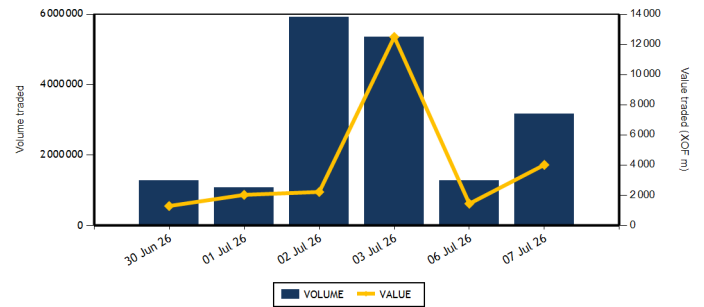
BRVM 30	217.73
Daily Change	0.49 % 
Change / YTD	30.97 % 

BRVM PRESTIGE	176.56
Daily Change	0.47 % 
Change / YTD	22.40 % 

Indices



Volumes and values traded



Equities	Level	Daily Change
Capitalization (XOF)(Equities & Rights)	17,870,513,044,001	0.80 %
Volume (Equities & Rights)	3,076,062	144.67 %
Value (XOF) (Equities & Rights)	3,414,529,203	150.24 %
Number of securities	47	0.00 %
Gains	14	-33.33 %
Losses	24	20.00 %
Flat	9	50.00 %

Bonds	Level	Daily Change
Capitalization (XOF)	13,130,694,186,935	-0.11 %
Volume	100,124	1,180.85 %
Value (XOF)	601,230,500	685.08 %
Number of securities	4	-42.86 %
Gains	0	-100.00 %
Losses	1	0.00 %
Flat	3	-40.00 %

TOP GAINS

Shares	Price	Daily Change	Yearly Change
UNILEVER CI	53,735	7.47 %	57.01 %
TOTALENERGIES MARKETING SN	4,500	7.14 %	80.00 %
ECOBANK TRANS. INCORP. TG	53	6.00 %	130.43 %
SOLIBRA CI	41,500	4.01 %	43.60 %
BANK OF AFRICA ML	5,100	3.45 %	27.50 %

TOP LOSSES

Shares	Price	Daily Change	Yearly Change
ERIUM CI (Ex AIR LIQUIDE CI)	2,160	-7.49 %	36.71 %
SICABLE CI	4,155	-7.46 %	76.06 %
CFAO MOTORS CI	1,600	-7.25 %	11.89 %
UNIWAX CI	1,385	-6.10 %	-1.07 %
BANK OF AFRICA NG	4,120	-3.06 %	57.85 %

MARKET INDICES BY BOARD

Base = 100 as of January 02, 2023	Number of companies	Value	Daily Change	Yearly Change	Volume	Value	AVG PER
BRVM-PRESTIGE	12	176,56	0.47 %	22.40 %	143,473	2,063,819,885	12.82
BRVM-PRINCIPAL (**)	35	341,94	1.35 %	57.11 %	2,932,589	1,350,709,318	16.81

(**) PER calculated without UNILEVER CI

TOTAL RETURN INDEX

Base = 100 of January 02, 2025	Number of companies	Value	Daily Change	Yearly Change	Volume	Value	AVG PER
BRVM - COMPOSITE TOTAL RETURN (**)	47	184,11	0.80 %	38.28 %	3,076,062	3,414,529,203	14.28

(**) PER calculated without UNILEVER CI

MARKET INDICES BY SECTOR

Base = 100 as of January 02, 2025	Number of companies	Value	Daily Change	Yearly Change	Volume	Value	AVG PER
BRVM - TELECOMMUNICATIONS	3	107,7	-0.12 %	13.49 %	12,048	197,084,420	10.51
BRVM - CONSUMER DISCRETIONARY	7	193,85	-4.51 %	12.04 %	52,735	91,991,680	55.58
BRVM - FINANCIALS	16	217,73	1.38 %	49.27 %	2,923,349	2,609,516,013	14.22
BRVM - CONSUMER STAPLES (**)	9	292,8	2.30 %	35.51 %	30,542	338,372,495	10.93
BRVM - INDUSTRIALS	6	214,33	-1.91 %	61.97 %	34,181	85,759,540	21.82
BRVM - ENERGY	4	172,57	2.31 %	55.59 %	18,352	62,052,375	19.23
BRVM - UTILITIES	2	238,69	0.00 %	125.39 %	4,855	29,752,680	22.11

(**) PER calculated without UNILEVER CI

Indicators	BRVM COMPOSITE
PER (Average) (**)	14.28
Rate of profitability (Average)	6.29
Rate of yied (Average)	6.28
Securities listed	47
Bonds listed	209
Yearly volume (Average)	1,757,572
Yearly value (Average)	2,834,676,918.43

(**) PER calculated without UNILEVER CI

Indicators	BRVM COMPOSITE
Liquidity ratio (Average)	70.46
Satisfaction ratio (Average)	37.91
Tendency ratio (Average)	53.81
Coverage ratio (Average)	185.86
Turnover rate (Average)	0.28
Premium risk	1.25
Number of participating brokerage firm	36

Définitions

Volume moyen annuel par séance = Volume annuel échange / nombre de séances
 Valeur moyenne annuelle par séance = Valeur annuelle échange / nombre de séances
 Ratio moyen de liquidité = Moyenne des ratios de liquidité (Titres échangés / Volume des ordres de vente)
 Ratio moyen de satisfaction = Moyenne des ratios de satisfaction (Titres échangés / Volume des ordres d'achat)
 Ratio moyen de tendance = Moyenne des ratios de tendance (Volume des ordres d'achat / Volume des ordres de vente)
 Ratio moyen de couverture = Moyenne des ratios de couverture (Volume des ordres de vente / Volume des ordres d'achat)

Taux moyen de rotation PER moyen du marché = moyenne des taux de rotation des actions cotées (volume transigé/capital flottant)
 Taux de rendement moyen = moyenne des PER des actions cotées ayant un PER positif
 Taux de rentabilité moyen = moyenne des taux de rendement des actions cotées ayant distribué un dividende
 Prime de risque du marché = (1 / le PER moyen du marché) - le taux de référence actuel des emprunts d'Etat

BOURSE REGIONALE DES VALEURS MOBILIERES

Headquarter : Abidjan - Côte d'Ivoire, 18 av. Joseph Anoma
 Address : 01 BP 3802 Abidjan 01
 Tel : +225 20 31 55 50 / +225 20 32 66 85
 Fax : +225 20 32 66 84
 E-mail : brvm@brvm.org Web site : www.brvm.org

WAEMU COUNTRIES

EQUITIES MARKET

Sect. (*)	Symbol	Equity	Previous Price	Share price		Daily Change	Day Summary		Reference Price	Annual Change / Year To Date	Dividend paid		Yield Net	PER
				Open.	Clos.		Volume	Value			Net Income	Date		
COMPARTIMENT PRESTIGE			176.56	points		0.47 %								
CB	NTLC	NESTLE CI	16,480	16,480	16,380	-0.61 %	696	11,405,815	16,380	53.80 %	721.60	18 Aug 25	0.04	19.62
CB	PALC	PALM CI	8,850	8,850	8,840	-0.11 %	4,227	36,571,335	8,840	9.14 %	441.04	29 Jun 26	0.05	8.81
CB	SPHC	SAPH CI	7,945	7,940	7,900	-0.57 %	2,277	17,535,110	7,900	0.00 %	323.84	17 Jul 25	0.04	8.09
ENE	SMBC	SMB CI	17,700	17,700	17,700	0.00 %	470	8,333,340	17,700	86.32 %	616	15 Sep 25	0.03	10.55
ENE	TTLC	TOTALENERGIES MARKETING CI	2,940	2,940	2,940	0.00 %	3,072	8,923,515	2,940	25.91 %	195.67	03 Sep 25	0.07	20.37
ENE	TTLS	TOTALENERGIES MARKETING SN	4,200	4,205	4,500	7.14 %	5,744	24,788,650	4,500	80.00 %	222.40	11 Jul 25	0.05	21.63
FIN	ECOC	ECOBANK COTE D'IVOIRE	16,500	17,200	16,640	0.85 %	102,038	1,590,670,700	16,640	4.00 %	781.44	26 May 26	0.05	14.43
FIN	SGBC	SOCIETE GENERALE COTE D'IVOIRE	38,150	38,990	39,000	2.23 %	1,758	68,446,765	39,000	30.46 %	1,645.78	05 Aug 25	0.04	11.97
FIN	SIBC	SOCIETE IVOIRIENNE DE BANQUE	9,000	9,000	9,000	0.00 %	11,143	100,060,235	9,000	56.52 %	330	31 Jul 25	0.04	16.19
TEL	ONTBF	ONATEL BF	2,845	2,845	2,825	-0.70 %	2,572	7,233,815	2,825	13.68 %	145.32	15 Jun 26	0.05	13.23
TEL	ORAC	ORANGE COTE D'IVOIRE	16,300	16,500	16,000	-1.84 %	6,704	107,984,890	16,000	12.28 %	704	08 Jun 26	0.04	14.37
TEL	SNTS	SONATEL SN	29,500	29,500	29,900	1.36 %	2,772	81,865,715	29,900	14.47 %	1,740	26 May 26	0.06	7.23
TOTAL							143,473	2,063,819,885						

COMPARTIMENT PRINCIPAL			341.94	points		1.35 %								
CB	SCRC	SUCRIVOIRE	3,675	3,675	3,650	-0.68 %	11,791	43,570,255	3,650	244.34 %	40.50	20 Aug 21	0.01	
CB	SICC	SICOR CI	5,250	5,250	5,200	-0.95 %	123	645,145	5,200	57.58 %	1,919	25 Sep 00		
CB	SLBC	SOLIBRA CI	39,900	39,900	41,500	4.01 %	539	21,348,100	41,500	43.60 %	1,073.60	29 Jul 25	0.03	14.92
CB	SOGC	SOGB CI	8,600	8,550	8,495	-1.22 %	3,718	31,285,170	8,495	7.53 %	528	15 Jul 25	0.06	14.69
CB	STBC	SITAB CI	24,350	24,300	24,550	0.82 %	7,134	174,094,045	24,550	24.12 %	2,096	29 Aug 25	0.09	12.09
CB	UNLC	UNILEVER CI	50,000	50,005	53,735	7.47 %	37	1,917,520	53,735	57.01 %	1,233	09 Jul 12		770.64
CD	ABJC	SERVAIR ABIDJAN CI	3,150	3,155	3,150	0.00 %	1,531	4,827,230	3,150	8.62 %	206.20	30 Sep 24	0.07	25.82
CD	BNBC	BERNABE CI	1,990	1,990	1,960	-1.51 %	1,522	2,984,375	1,960	39.01 %	150	24 Jul 23	0.08	581.73
CD	CFAC	CFAO MOTORS CI	1,725	1,725	1,600	-7.25 %	4,303	7,081,525	1,600	11.89 %	7.04	19 Aug 25	0	61.83
CD	LNBB	LOTIERIE NATIONALE DU BENIN	4,340	4,340	4,340	0.00 %	2,440	10,022,690	4,340	1.05 %	275.50	31 Jul 25	0.06	18.78
CD	NEIC	NEI-CEDA CI	2,185	2,185	2,175	-0.46 %	5,012	10,539,495	2,175	81.25 %	81.78	25 Jun 24	0.04	13.63
CD	PRSC	TRACTAFRIC MOTORS CI	4,500	4,500	4,500	0.00 %	757	3,412,400	4,500	16.13 %	182.16	30 Sep 25	0.04	19.46
CD	UNXC	UNIWAX CI	1,475	1,475	1,385	-6.10 %	37,170	53,123,965	1,385	-1.07 %	60.75	29 Jul 22	0.04	
ENE	SHEC	VIVO ENERGY CI	2,200	2,200	2,265	2.95 %	9,066	20,006,870	2,265	56.75 %	75.29	22 Oct 25	0.03	23.67
FIN	BICB	BIIC BN	6,360	6,360	6,275	-1.34 %	14,123	89,066,545	6,275	26.13 %	254.60	15 Sep 25	0.04	10
FIN	BICC	BICI CI	28,110	28,110	28,200	0.32 %	374	10,568,290	28,200	45.02 %	1,157.20	06 Jul 26	0.04	12.87
FIN	BOAB	BANK OF AFRICA BN	9,100	9,095	9,050	-0.55 %	4,544	40,774,375	9,050	54.70 %	585	26 May 26	0.06	18.26
FIN	BOABF	BANK OF AFRICA BF	6,000	6,000	5,945	-0.92 %	8,387	49,951,130	5,945	58.53 %	397	23 Apr 26	0.07	13.59
FIN	BOAC	BANK OF AFRICA CI	9,200	9,200	9,250	0.54 %	5,047	46,644,005	9,250	28.83 %	597.53	06 May 26	0.06	10.41
FIN	BOAM	BANK OF AFRICA ML	4,930	4,950	5,100	3.45 %	26,476	132,301,250	5,100	27.50 %	305.04	03 Jun 26	0.06	12.63
FIN	BOAN	BANK OF AFRICA NG	4,250	4,250	4,120	-3.06 %	57,617	233,848,430	4,120	57.85 %	209.25	03 Jun 25	0.05	209.39
FIN	BOAS	BANK OF AFRICA SENEGAL	7,300	7,300	7,260	-0.55 %	7,095	51,705,910	7,260	38.55 %	450	01 Jun 26	0.06	11.93

FIN	CBIBF	CORIS BANK INTERNATIONAL	25,000	25,200	25,700	2.80 %	588	14,990,270	25,700	138.40 %	900	19 Jun 26	0.04	12.56
FIN	ETIT	ECOBANK TRANS. INCORP. TG	50	53	53	6.00 %	2,675,346	141,762,893	53	130.43 %	0.92	30 Jun 26	0.02	2.77
FIN	NSBC	NSIA BANQUE COTE D'IVOIRE	20,385	20,385	20,500	0.56 %	539	10,981,415	20,500	79.12 %	668.15	09 Jul 25	0.03	12.45
FIN	ORGT	ORAGROUP TOGO	2,730	2,725	2,720	-0.37 %	5,374	14,607,160	2,720	13.33 %	59.52	17 Jul 20	0.02	8.72
FIN	SAFC	SAFCA CI	4,580	4,580	4,500	-1.75 %	2,900	13,136,640	4,500	36.16 %	23.04	29 Jul 11		52.12
IND	CABC	SICABLE CI	4,490	4,490	4,155	-7.46 %	3,760	15,851,470	4,155	76.06 %	152.02	01 Jun 26	0.04	17.09
IND	FTSC	FILTISAC CI	1,985	1,985	1,985	0.00 %	4,877	9,714,970	1,985	-10.59 %	1,726.56	30 Sep 25	0.87	60.08
IND	SDSC	AFRICA GLOBAL LOGISTICS CI	2,480	2,500	2,470	-0.40 %	7,494	18,678,940	2,470	63.04 %	92	29 Aug 25	0.04	6.38
IND	SEMC	EVIOSYS PACKAGING SIEM CI	1,460	1,460	1,445	-1.03 %	2,748	3,988,195	1,445	106.43 %	14	28 Dec 21	0.01	35.97
IND	SIVC	ERIUM CI (Ex AIR LIQUIDE CI)	2,335	2,305	2,160	-7.49 %	11,552	25,288,315	2,160	36.71 %	63	29 Sep 17		105.22
IND	STAC	SETAO CI	3,385	3,385	3,300	-2.51 %	3,750	12,237,650	3,300	149.06 %	66.15	18 Jul 22	0.02	
SPU	CIEC	CIE CI	5,485	5,485	5,485	0.00 %	4,385	24,094,575	5,485	132.42 %	158.40	31 Jul 25	0.03	23.40
SPU	SDCC	SODE CI	12,040	12,040	12,040	0.00 %	470	5,658,105	12,040	107.59 %	352	30 Sep 25	0.03	18.43
TOTAL							2,932,589	1,350,709,318						

TOTAL
TOTAL - EQUITIES MARKET

3,076,062 3,414,529,203

Sectors(*) :

TEL : BRVM - TELECOMMUNICATIONS ; FIN : BRVM - FINANCIALS ; CD : BRVM - CONSUMER DISCRETIONARY ; CB : BRVM - CONSUMER STAPLES ; IND : BRVM - INDUSTRIALS ; ENE : BRVM - ENERGY ; SPU : BRVM - UTILITIES

RIGHTS MARKET

Symbol	Rights	Previous Price	Share price		Daily Change	Day Summary		Reference Price	Annual Change / Year To Date	Ratio	Trading Period	
			Open.	Clos.		Volume	Value				Start	End

TOTAL
TOTAL - RIGHTS MARKET
Legend:

 (d) Ex-dividend (V) Change to reference price
 NT: Not Traded NA: Not Available or Not Applicable Ex-c: Ex-coupon Ex-d: Ex-rights SP: Suspended
 PER (Price Earning Ratio) = Reference Price / Net earning per share Net Return = Net dividend / Reference price
 Board: 1 - First board 2 - Second board 3 - Growth board
 Liquidity ratio = Volume traded / Ask orders volume.

BONDS MARKET
1. CLASSIC BONDS

Symbol	Bond	Nominal Value	Previous Price	Daily Change	Reference Price	Day Summary Volume	Day Summary Value	Accrued Interest	Period	Coupon Amount Int.	Pay. date	Amort. Type
SOVEREIGN BONDS												
EOM.O10	ETAT DU MALI 6,20 % 2022-2029	10,000	10,000		NC	10,000		356.71	A	620	9-déc.-26	ACD
EOM.O11	ETAT DU MALI 6,40 % 2023-2030	10,000	10,000		NC	10,000		159.56	A	640	7-avr.-27	ACD
EOM.O12	ETAT DU MALI 6,50 % 2023-2030	10,000	9,800		NC	9,800		612.60	A	650	28-juil.-26	ACD
EOM.O13	ETAT DU MALI 6,50 % 2024-2034	10,000	10,000		NC	10,000		165.62	A	650	5-avr.-27	ACD
EOM.O14	ETAT DU MALI 3,00 % 2024-2031	10,000	10,000		NC	10,000		279.45	A	300	1-août-26	ACD
EOM.O15	ETAT DU MALI 6,55 % 2024-2031	10,000	10,000		NC	10,000		459.40	A	655	24-oct.-26	ACD
EOM.O16	ETAT DU MALI 6,35 % 2024-2029	10,000	10,000		NC	10,000		445.37	A	635	24-oct.-26	ACD
EOM.O17	ETAT DU MALI 6,55% 2025-2032	10,000	10,000		NC	10,000		181.25	A	655	28-mars-27	ACD
EOM.O18	ETAT DU MALI 6,35% 2025-2030	10,000	10,000		NC	10,000		175.71	A	635	28-mars-27	ACD
EOM.O19	ETAT DU MALI 6,55% 2025-2032	10,000	10,000		NC	10,000		585.01	A	655	15-août-26	ACD
EOM.O20	ETAT DU MALI 6,35% 2025-2030	10,000	10,000		NC	10,000		567.15	A	635	15-août-26	ACD
EOM.O21	ETAT DU MALI 6,55% 2026-2036	10,000	10,000		NC	10,000		220.73	A	655	6-mars-27	ACD
EOM.O22	ETAT DU MALI 6,35% 2026-2033	10,000	10,000		NC	10,000		213.99	A	635	6-mars-27	ACD
EOM.O4	ETAT DU MALI 6,50% 2019-2027	4,000	4,620		NC	4,620		256.44	A	260	12-juil.-26	AC
EOM.O5	ETAT DU MALI 6,50% 2020-2028	4,000	3,933.20		NC	3,933.20		72.66	A	260	27-mars-27	ACD
EOM.O6	ETAT DU MALI 6,50% 2020-2027	4,000	4,000		NC	4,000		155.71	A	260	30-nov.-26	AC
EOM.O7	ETAT DU MALI 6.50% 2021-2031	6,250	6,250		NC	6,250		91.27	A	406.25	16-avr.-27	AC
EOM.O8	ETAT DU MALI 6,20 % 2022-2032	10,000	10,000	10,000		10,000	3 30,000	514.68	A	620	7-sept.-26	ACD
EOM.O9	ETAT DU MALI 6,30% 2022-2032	10,000	9,795		NC	9,795		362.47	A	630	9-déc.-26	ACD
EOS.O10	ETAT DU SENEGAL 6,15 % 2023-2030	10,000	10,000		NC	10,000		167.12	S	307.50	29-sept.-26	ACD
EOS.O11	ETAT DU SENEGAL 6,35 % 2023-2033	10,000	10,000		NC	10,000		172.55	S	317.50	29-sept.-26	ACD
EOS.O12	ETAT DU SENEGAL 6,15 % 2023-2028	10,000	9,700		NC	9,700		242.94	S	307.50	14-août-26	ACD
EOS.O13	ETAT DU SENEGAL 6,30 % 2023-2030	10,000	9,999		NC	9,999		248.87	S	315	14-août-26	ACD
EOS.O14	ETAT DU SENEGAL 6,50 % 2023-2033	10,000	9,800		NC	9,800		256.77	S	325	14-août-26	ACD
EOS.O15	ETAT DU SENEGAL 6,25 % 2024-2029	10,000	10,000		NC	10,000		255.52	S	312.50	9-août-26	ACD
EOS.O16	ETAT DU SENEGAL 6,45 % 2024-2031	10,000	10,000		NC	10,000		263.70	S	322.50	9-août-26	ACD
EOS.O17	ETAT DU SENEGAL 6,65 % 2024-2034	10,000	10,000		NC	10,000		271.88	S	332.50	9-août-26	ACD
EOS.O18	ETAT DU SENEGAL 6,40 % 2025-20	10,000	9,950		NC	9,950		143.39	S	320	16-oct.-26	IF
EOS.O19	ETAT DU SENEGAL 6,60 % 2025-2030	10,000	10,000		NC	10,000		147.87	S	330	16-oct.-26	ACD
EOS.O20	ETAT DU SENEGAL 6,75 % 2025-20	10,000	9,700		NC	9,700		151.23	S	337.50	16-oct.-26	ACD
EOS.O21	ETAT DU SENEGAL 6,95 % 2025-20	10,000	10,000		NC	10,000		155.71	S	347.50	16-oct.-26	ACD
EOS.O22	ETAT DU SENEGAL 6,40% 2025-202	10,000	9,800		NC	9,800		142.03	S	320.88	17-oct.-26	IF
EOS.O23	ETAT DU SENEGAL 6,60% 2025-203	10,000	10,000		NC	10,000		146.46	S	330.90	17-oct.-26	ACD
EOS.O24	ETAT DU SENEGAL 6,75% 2025-2032	10,000	10,000		NC	10,000		149.79	S	338.42	17-oct.-26	ACD
EOS.O25	ETAT DU SENEGAL 6,95% 2025-2035	10,000	9,500		NC	9,500		154.23	S	348.45	17-oct.-26	ACD
EOS.O26	ETAT DU SENEGAL 6,40% 2025-2028	10,000	9,800		NC	9,800		312.93	S	320	11-juil.-26	IF
EOS.O27	ETAT DU SENEGAL 6,60% 2025-2030	10,000	9,950		NC	9,950		322.71	S	330	11-juil.-26	ACD
EOS.O28	ETAT DU SENEGAL 6,75% 2025-2032	10,000	9,800		NC	9,800		330.04	S	337.50	11-juil.-26	ACD
EOS.O29	ETAT DU SENEGAL 6,95% 2025-2035	10,000	10,000		NC	10,000		339.82	S	347.50	11-juil.-26	ACD
EOS.O30	ETAT DU SENEGAL 6,40% 2025-2028	10,000	9,990		NC	9,990		13.99	S	320	29-déc.-26	IF
EOS.O31	ETAT DU SENEGAL 6,60% 2025-2030	10,000	10,000		NC	10,000		14.43	S	330	29-déc.-26	ACD
EOS.O32	ETAT DU SENEGAL 6,75% 2025-2032	10,000	10,000		NC	10,000		14.75	S	337.50	29-déc.-26	ACD
EOS.O33	ETAT DU SENEGAL 6,95% 2025-2035	10,000	10,000		NC	10,000		15.19	S	347.50	29-déc.-26	ACD
EOS.O8	ETAT DU SENEGAL 5,95% 2022-2034	10,000	10,000		NC	10,000		283.25	A	595	29-déc.-26	ACD
EOS.O9	ETAT DU SENEGAL 6,00 % 2023-20	10,000	9,800		NC	9,800		163.04	S	300	29-sept.-26	ACD
TPBF.O10	TPBF 6,50% 2020 - 2028	3,333.36	3,333.36		NC	3,333.36		64.17	S	108.33	20-sept.-26	ACD
TPBF.O11	TPBF 6,50 % 2020-2028	4,169	4,126.89		NC	4,126.89		133.99	S	135.49	9-juil.-26	ACD
TPBF.O12	TPBF 6.50% 2021-2031	10,000	9,990		NC	9,990		183.70	S	325	25-sept.-26	ACD
TPBF.O13	TPBF 6,50 % 2021 - 2031	10,000	9,600		NC	9,600		1.77	S	325	6-janv.-27	ACD

TPBF.014	TPBF 6,30% 2022-2034	10,000	9,799	NC	9,799	219.13	S	315	1-sept.-26	ACD
TPBF.015	ETAT DU BURKINA 6,30 % 2022-2	10,000	9,999	NC	9,999	90.73	S	315	15-nov.-26	ACD
TPBF.016	ETAT DU BURKINA 6% 2023-2028	10,000	10,000	NC	10,000	295.03	S	300	10-juil.-26	ACD
TPBF.017	TPBF 6,30 % 2023-2030	10,000	10,000	NC	10,000	148.03	S	315	12-oct.-26	ACD
TPBF.018	TPBF 6,50% 2023-2033	10,000	9,945	NC	9,945	152.73	S	325	12-oct.-26	ACD
TPBF.019	ETAT DU BURKINA 6,30% 2024-2029	10,000	10,000	NC	10,000	106.14	S	315	6-nov.-26	ACD
TPBF.020	ETAT DU BURKINA 6,55% 2024-2031	10,000	10,000	NC	10,000	110.35	S	327.50	6-nov.-26	ACD
TPBF.021	ETAT DU BURKINA 6,50% 2024-2029	10,000	9,650	NC	9,650	70.65	S	325	28-nov.-26	ACD
TPBF.022	ETAT DU BURKINA 6,80% 2024-2032	10,000	10,000	NC	10,000	73.91	S	340	28-nov.-26	ACD
TPBF.023	ETAT DU BURKINA 6,60% 2025-2030	10,000	10,300	NC	10,300	133.44	S	330	24-oct.-26	ACD
TPBF.024	ETAT DU BURKINA 6,80% 2025-2032	10,000	10,000	NC	10,000	137.49	S	340	24-oct.-26	ACD
TPBF.025	ETAT DU BURKINA 7% 2025-2035	10,000	9,999	NC	9,999	141.53	S	350	24-oct.-26	ACD
TPBF.04	TPBF 6.50% 2017-2027	10,000	10,000	NC	10,000	279.59	S	322.33	31-juil.-26	ACD
TPBF.08	TPBF 6,50% 2019-2027	10,000	9,650	NC	9,650	110.41	S	327.67	6-nov.-26	ACD
TPBF.09	TPBF 6,50% 2019 - 2027	10,000	11,499	NC	11,499	159.84	S	325	8-oct.-26	ACD
TPBJ.010	TPBJ 6,15% 2025-2035	10,000	10,000	NC	10,000	385.85	A	615	20-nov.-26	ACD
TPBJ.03	TPBJ 6,50% 2020-2028	10,000	10,000	NC	10,000	562.74	A	650	25-août-26	AC
TPBJ.04	TPBJ 5,50 % 2022-2037	10,000	10,000	NC	10,000	192.88	A	550	1-mars-27	AC
TPBJ.05	TPBJ 5,85 % 2022-2042	10,000	10,000	NC	10,000	205.15	A	585	1-mars-27	ACD
TPBJ.06	TPBJ 5,75% 2022-2037	10,000	10,000	NC	10,000	541.92	A	575	28-juil.-26	ACD
TPBJ.07	TPBJ 5,70% 2023-2030	10,000	10,000	NC	10,000	181.15	A	570	13-mars-27	AC
TPBJ.08	TPBJ 6,20% 2023-2038	10,000	10,000	NC	10,000	197.04	A	620	13-mars-27	AC
TPBJ.09	TPBJ 6,00% 2025-2032	10,000	9,980	NC	9,980	376.44	A	600	20-nov.-26	ACD
TPCI.0100	TPCI 5,85% 2025-2032	10,000	10,000	SP	10,000	322.15	A	585	18-déc.-26	ACD
TPCI.0101	TPCI 5,85% 2026-2033	10,000	10,000	NC	10,000	185.92	A	585	13-mars-27	ACD
TPCI.0102	TPCI 6,00% 2026-2036	10,000	10,000	NC	10,000	190.68	A	600	13-mars-27	ACD
TPCI.021	TPCI 6% 2016-2028	10,000	10,000	NC	10,000	147.95	A	600	8-avr.-27	ACD
TPCI.023	TPCI 5.90% 2016-2026	10,000	10,000	SP	10,000	375.01	A	590	17-nov.-26	ACD
TPCI.024	TPCI 6.25% 2017-2029	10,000	9,700	SP	9,700	167.35	S	312.50	30-sept.-26	ACD
TPCI.028	TPCI 6% 2018 - 2026	10,000	9,200	SP	9,200	558.90	A	600	1-août-26	ACD
TPCI.029	TPCI 6% 2018-2026	10,000	10,000	SP	10,000	860.44	A	600	19-avr.-26	ACD
TPCI.034	TPCI 6% 2019-2029	3,750	3,675	NC	3,675	67.19	A	225	20-mars-27	ACD
TPCI.035	TPCI 5,75% 2019 -2026	10,000	10,000	SP	10,000	568.70	A	575	11-juil.-26	ACD
TPCI.036	TPCI 5,75% 2019- 2026	10,000	10,000	SP	10,000	504.11	A	575	21-août-26	ACD
TPCI.037	TPCI 5,80% 2019-2026	2,000	2,011	SP	2,011	68.33	A	116	4-déc.-26	ACD
TPCI.038	TPCI 5,75% 2019-2026	2,000	1,990	SP	1,990	67.74	A	115	4-déc.-26	ACD
TPCI.039	TPCI 5,75% 2019 - 2026	2,000	2,000	SP	2,000	82.86	A	115	17-oct.-26	ACD
TPCI.040	TPCI 5,75% 2019-2026	2,000	2,000	NC	2,000	56.08	A	115	10-janv.-27	ACD
TPCI.041	TPCI 5,80% 2020-2027	10,000	10,000	NC	10,000	204.99	A	580	28-févr.-27	ACD
TPCI.042	TPCI 5,90% 2020-2030	10,000	10,000	NC	10,000	208.52	A	590	28-févr.-27	ACD
TPCI.043	TPCI 5,90% 2020 - 2030	10,000	10,000	NC	10,000	121.23	A	590	23-avr.-27	ACD
TPCI.044	TPCI 5,80% 2020 - 2027	10,000	9,800	NC	9,800	119.18	A	580	23-avr.-27	ACD
TPCI.045	TPCI 5,80% 2020 -2027	2,000	2,000	NC	2,000	6.67	A	116	16-juin-27	ACD
TPCI.046	TPCI 5,90% 2020 - 2030	5,000	5,100	NC	5,100	16.97	A	295	16-juin-27	ACD
TPCI.047	TPCI 5,80% 2020 - 2027	2,000	2,050	NC	2,050	6.67	A	116	16-juin-27	ACD
TPCI.048	TPCI 5,80% 2020- 2027	4,000	4,039.20	SP	4,039.20	218.02	A	232	29-juil.-26	ACD
TPCI.049	TPCI 5,90% 2020- 2030	6,250	6,303.13	SP	6,303.13	346.52	A	368.75	29-juil.-26	ACD
TPCI.050	TPCI 5,90% 2020-2030	6,250	6,250	SP	6,250	316.22	A	368.75	28-août-26	ACD
TPCI.051	TPCI 5,80 % 2020-2027	4,000	4,000	SP	4,000	176.70	A	232	2-oct.-26	ACD
TPCI.052	TPCI 5,90 % 2020 -2030	6,250	6,250	SP	6,250	280.86	A	368.75	2-oct.-26	ACD
TPCI.053	TPCI 5,80% 2020-2027	4,000	4,240	SP	4,240	160.18	A	232	28-oct.-26	ACD
TPCI.054	TPCI 5,90% 2020-2030	6,250	6,250	SP	6,250	254.59	A	368.75	28-oct.-26	ACD
TPCI.055	TPCI 5,80% 2020 -2027	4,000	4,000	SP	4,000	123.31	A	232	25-déc.-26	ACD
TPCI.056	TPCI 5,90% 2020- 2030	6,250	7,726.25	SP	7,726.25	195.99	A	368.75	25-déc.-26	ACD
TPCI.057	TPCI 5,80% 2020-2027	4,000	3,880	SP	3,880	145.56	A	232	20-nov.-26	ACD
TPCI.058	TPCI 5,80% 2021-2028	4,000	4,000	NC	4,000	76.27	A	232	9-mars-27	ACD
TPCI.059	TPCI 5,90% 2021-2031	6,250	6,250	NC	6,250	121.23	A	368.75	9-mars-27	ACD
TPCI.060	TPCI 5,80% 2021-2028	10,000	10,000	NC	10,000	87.40	A	580	13-mai-27	ACD
TPCI.061	TPCI 5,90% 2021-2031	10,000	10,000	NC	10,000	88.90	A	590	13-mai-27	ACD
TPCI.062	TPCI 5,80 % 2021 -2028	4,000	4,000	NC	4,000	4.45	A	232	30-juin-27	ACD
TPCI.063	TPCI 5,90% 2021 -2031	6,250	6,250	NC	6,250	7.07	A	368.75	30-juin-27	ACD
TPCI.064	TPCI 5,80 % 2021 - 2028	6,000	5,968.80	SP	5,968.80	309.86	A	348	16-août-26	ACD
TPCI.065	TPCI 5,90 % 2021-2031	7,500	7,500	SP	7,500	339.45	A	442.50	30-sept.-26	ACD

TPCI.066	TPCI 5,90% 2021-2031	7,500	7,299.75	SP	7,299.75	295.81	A	442.50	5-nov.-26	ACD
TPCI.067	TPCI 5,90 % 2021-2036	10,000	10,000	SP	10,000	328.14	A	590	16-déc.-26	ACD
TPCI.068	TPCI 5,90 % 2022-2037	10,000	10,000	NC	10,000	252.16	A	590	1-févr.-27	ACD
TPCI.069	TPCI 5,75 % 2022-2037	10,000	10,000	NC	10,000	168.56	A	575	22-mars-27	ACD
TPCI.070	TPCI 5,75 % 2022-2037	10,000	10,000	NC	10,000	108.70	A	575	29-avr.-27	ACD
TPCI.071	TPCI 5,65% 2022-2032	10,000	10,000	NC	10,000	34.05	A	565	15-juin-27	ACD
TPCI.072	TPCI 5,65% 2022-2029	8,000	8,000	SP	8,000	424.76	A	452	29-juil.-26	ACD
TPCI.073	TPCI 5,75% 2022-2032	8,750	8,750	SP	8,750	472.80	A	503.13	29-juil.-26	ACD
TPCI.074	TPCI 5,85% 2022-2042	8,947.37	8,947.37	SP	8,947.37	491.87	A	523.42	29-juil.-26	ACD
TPCI.075	TPCI 5,65% 2022-2029	10,000	10,700	SP	10,700	422.59	A	565	7-oct.-26	ACD
TPCI.076	TPCI 5,75% 2022-2032	10,000	10,500	SP	10,500	430.07	A	575	7-oct.-26	ACD
TPCI.077	TPCI (TAUX DE BASE + SPREAD) % 2022-2029	10,000	10,000	NC	10,000	92.47	T	149.25	11-août-26	ACD
TPCI.078	TPCI 5,65% 2022-2029	10,000	10,000	SP	10,000	318.88	A	565	13-déc.-26	ACD
TPCI.079	TPCI 5,75% 2023-2030	8,000	8,600	NC	8,600	162.58	A	460	28-févr.-27	ACD
TPCI.080	TPCI 6% 2023-2030	10,000	10,000	NC	10,000	83.84	A	600	17-mai-27	ACD
TPCI.081	TPCI 5,90% 2023-2028	10,000	10,500	SP	10,500	551.21	A	590	31-juil.-26	ACD
TPCI.082	TPCI 6,00% 2023-2030	10,000	9,900	SP	9,900	560.55	A	600	31-juil.-26	ACD
TPCI.083	TPCI 5,90 % 2023-2028	10,000	9,900	SP	9,900	433.21	A	590	12-oct.-26	ACD
TPCI.084	TPCI 6,00 % 2023-2030	10,000	10,000	SP	10,000	440.55	A	600	12-oct.-26	ACD
TPCI.085	TPCI 5,90 % 2023 - 2028	10,000	10,000	SP	10,000	331.37	A	590	14-déc.-26	ACD
TPCI.086	TPCI 6,00 % 2023 - 2030	10,000	10,000	SP	10,000	336.99	A	600	14-déc.-26	ACD
TPCI.087	TPCI 5,90% 2024-2029	10,000	9,700	NC	9,700	168.11	A	590	25-mars-27	ACD
TPCI.088	TPCI 6,00% 2024-2031	10,000	10,000	NC	10,000	170.96	A	600	25-mars-27	ACD
TPCI.089	TPCI 5,90% 2024-2029	10,000	12,100	SP	12,100	570.60	A	590	19-juil.-26	ACD
TPCI.090	TPCI 6,00% 2024-2031	10,000	10,000	SP	10,000	580.27	A	600	19-juil.-26	ACD
TPCI.091	TPCI 5,90% 2024-2029	10,000	10,000	SP	10,000	509.18	A	590	26-août-26	ACD
TPCI.092	TPCI 6,00% 2024-2031	10,000	9,900	SP	9,900	517.81	A	600	26-août-26	ACD
TPCI.093	TPCI 5,90% 2024-2029	10,000	9,700	SP	9,700	371.78	A	590	19-nov.-26	ACD
TPCI.094	TPCI 6,00% 2024-2031	10,000	9,800	SP	9,800	378.08	A	600	19-nov.-26	ACD
TPCI.095	TPCI 5,90% 2025-2030	10,000	10,000	NC	10,000	198.82	A	590	6-mars-27	ACD
TPCI.096	TPCI 6,00% 2025-2032	10,000	10,000	NC	10,000	202.19	A	600	6-mars-27	ACD
TPCI.097	TPCI 5,90% 2025-2030	10,000	10,000	SP	10,000	543.12	A	590	5-août-26	ACD
TPCI.098	TPCI 6,00% 2025-2032	10,000	10,000	SP	10,000	552.33	A	600	5-août-26	ACD
TPCI.099	TPCI 5,60% 2025-2030	10,000	10,000	SP	10,000	308.38	A	560	18-déc.-26	ACD
TPNE.010	TRESOR PUBLIC DU NIGER 6,60 % 2025-2030	10,000	10,000	NC	10,000	245.92	A	660	21-févr.-27	ACD
TPNE.02	TRESOR PUBLIC DU NIGER 6,50% 2019 - 2026	10,000	9,900	SP	9,900	605.48	A	650	1-août-26	ACD
TPNE.03	TRESOR PUBLIC DU NIGER 6,5% 2020-2027	4,000	3,892	SP	3,892	242.90	A	260	31-juil.-26	ACD
TPNE.04	TRESOR PUBLIC DU NIGER 6,30% 2	7,500	7,500	SP	7,500	410.36	A	472.50	24-août-26	ACD
TPNE.05	TPNE 6,15 % 2022-2034	10,000	11,550	SP	11,550	54.25	A	300.82	4-déc.-26	ACD
TPNE.06	TRESOR PUBLIC DU NIGER 6,15% 2022 - 2034	9,000	8,955	SP	8,955	310.87	A	553.50	14-déc.-26	ACD
TPNE.07	TRESOR PUBLIC DU NIGER 6,25 % 2023-2028	5,000	5,000	SP	5,000	11.99	A	312.50	23-juin-27	ACD
TPNE.08	TRESOR PUBLIC DU NIGER 6,60% 2025-2030	10,000	10,000	NC	10,000	327.29	A	660	7-janv.-27	ACD
TPNE.09	TRESOR PUBLIC DU NIGER 6,90% 2025-2032	10,000		NC		342.16	A	690	7-janv.-27	ACD
TPTG.02	TPTG 6% 2022-2037	10,000	10,000	NC	10,000	383.01	A	600	16-nov.-26	ACD
TPTG.03	TPTG 6,45% 2025-2030	10,000	10,000	NC	10,000	217.36	A	645	6-mars-27	ACD
TPTG.04	TPTG 6,60% 2025-2032	10,000	10,000	NC	10,000	222.41	A	660	6-mars-27	ACD
TPTG.05	TPTG 6,50% 2026-2031	10,000	10,000	NC	10,000	281.37	A	650	30-janv.-27	ACD
TPTG.06	TPTG 6,70% 2026-2033	10,000	10,000	NC	10,000	290.03	A	670	30-janv.-27	ACD
TOTAL						3		30,000		

BONDS ISSUED BY REGIONAL AND INTERNATIONAL FINANCIAL INSTITUTIONS

BIDC.04	BIDC-EBID 6.10% 2017-2027	1,250	1,250	NC	1,250	4.39	A	76.25	16-juin-27	ACD		
BIDC.05	BIDC-EBID 6,40% 2019-2026	10,000	11,500	NC	11,500	311.16	S	320	12-juil.-26	ACD		
BIDC.06	BIDC-EBID 6,50 % 2021-2028	4,000	4,618	NC	4,618	35.62	S	131.07	18-nov.-26	ACD		
BIDC.07	BIDC-EBID 5,90% 2022-2029	6,000	6,060	6,000	6,000	100,000	600,000,000	27.16	S	177.48	9-déc.-26	ACD
CRRH.010	CRRH-UEMOA 6,10% 2022-2037	10,000	10,000	NC	10,000	259.50	S	305	3-août-26	AC		
CRRH.06	CRRH-UEMOA 5.85% 2016-2026	10,000	9,800	NC	9,800	6.36	S	292.50	3-janv.-27	ACD		
CRRH.07	CRRH-UEMOA 5.95% 2017-2029	2,917	2,917	NC	2,917	24.05	S	86.77	17-nov.-26	AC		
CRRH.08	CRRH-UEMOA 5.95% 2018-2030	3,750	3,712.50	NC	3,712.50	9.75	S	111.56	21-déc.-26	AC		
CRRH.09	CRRH-UEMOA 6.05% 2018-2033	5,000	5,000	NC	5,000	13.22	S	151.25	21-déc.-26	AC		
TOTAL						100,000		600,000,000				

CORPORATE BONDS

Symbol	Bond	Nominal Value	Previous Price	Daily Change	Reference Price	Day Summary Volume	Day Summary Value	Accrued Interest	Period	Coupon Amount Int.	Pay. date	Amort. Type
FDFINBF.O1	FIDELIS FINANCE CAP25 7,00% 2023-2028	6,250	6,250	NC	6,250		54.08	S		207.32	20-nov.-26	ACD
FDFINBF.O2	FIDELIS FINANCE PME ELAN CROISSANCE UMOA 7% 2025-2030	10,000	10,000	NC	10,000		291.50	S		347.12	5-août-26	ACD
FDFINBF.O3	FIDELIS FINANCE PME ELAN CROISSANCE UMOA 2 - 7% 2025-2030	10,000	10,000	NC	10,000		249.31	S		347.12	27-août-26	ACD
NRMC.O1	NOURMONY HOLDING 7,25% 2024-2029	10,000	10,000	NC	10,000		255	S		352.33	26-août-26	ACD
ORGT.O2	ORAGROUP SA 7,15% 2021-2028	5,000	5,900	NC	5,900		70.33	S		178.75	26-oct.-26	ACD
PADS.O3	PAD 6,60% 2020-2027	3,000	3,000	NC	3,000		42.74	S		99	19-oct.-26	ACD
PTRC.O1	PETRO IVOIRE 6,80% 2022-2029	10,000	12,500	NC	12,500		40.06	S		333.20	15-déc.-26	ACD
SNTS.O2	SONATEL 6,50% 2020-2027	3,000	3,000	NC	3,000		86.38	S		90.90	16-juil.-26	ACD

TOTAL
TOTAL - CLASSIC BONDS

100,003 600,030,000

2. GREEN, SOCIAL AND SUSTAINABLE (GSS) BONDS

Symbol	Bond	Nominal Value	Previous Price	Daily Change	Reference Price	Day Summary Volume	Day Summary Value	Accrued Interest	Period	Coupon Amount Int.	Pay. date	Amort. Type
--------	------	---------------	----------------	--------------	-----------------	--------------------	-------------------	------------------	--------	--------------------	-----------	-------------

SOVEREIGN GSS BONDS
TOTAL
GSS BONDS ISSUED BY REGIONAL AND INTERNATIONAL FINANCIAL INSTITUTIONS

BIDC.O8	BIDC-EBID GSS BOND 6,50% 2024-2031	10,000	10,000	NC	10,000		283.15	S		322.33	29-juil.-26	ACD
CRRH.O11	SOCIAL BOND CRRH-UEMOA 6,00% 2025-2040	10,000	10,000	NC	10,000		54.25	S		300.82	4-déc.-26	ACD

TOTAL
CORPORATE GSS BONDS

BABS.O1	GSS BAOBAB 6,80% 2024-2029	10,000	10,000	NC	10,000		129.59	S		320.48	24-oct.-26	ACD
ECOC.O1	GENDER BOND ECOBANK CI 6,50% 2024-2029	10,000	10,000	NC	10,000		204.19	A		637	12-mars-27	ACD

TOTAL
TOTAL - GREEN, SOCIAL AND SUSTAINABLE (GSS) BONDS
3. CREDIT SECURITIZATION FUNDS

Symbol	Bond	Nominal Value	Previous Price	Daily Change	Reference Price	Day Summary Volume	Day Summary Value	Accrued Interest	Period	Coupon Amount Int.	Pay. date	Amort. Type
--------	------	---------------	----------------	--------------	-----------------	--------------------	-------------------	------------------	--------	--------------------	-----------	-------------

CREDIT SECURITIZATION FUNDS ISSUED BY GOVERNMENTS AND STATE-OWNED ENTERPRISES

FEPTC.O1	FCTC EPT 7 % 2023-2030	7,500	7,500	NC	7,500		57.20	T		128.36	27-août-26	ACD
FEPTC.O2	FCTC EPT 7,25 % 2023-2033	9,375	9,375	NC	9,375		74.21	T		166.52	27-août-26	ACD
FEPTC.O3	FCTC EPT 7,50% 2023-2038	9,615		NC			78.74	T		176.68	27-août-26	ACD
FEPTC.O4	FCTC EPT 7,5% 2025-2032	10,000	10,000	NC	10,000		147.90	T		181.88	24-juil.-26	ACD
FEPTC.O5	FCTC EPT 8% 2025-2035	10,000		NC			157.76	T		194	24-juil.-26	ACD
FEPTC.O6	FCTC EPT 8,5% 2025-2040	10,000		NC			167.62	T		206.13	24-juil.-26	ACD

TOTAL
CREDIT SECURITIZATION FUNDS ISSUED BY REGIONAL AND INTERNATIONAL FINANCIAL INSTITUTIONS

FBOAD.O1	FCTC BOAD DOLI-P 6,10% 2023-2030	4,600	4,600	NC	4,600		83.79	S		142.22	21-sept.-26	AC
FBOAD.O2	FCTC BOAD DOLI-P 9,50% 2024-2029	5,500	6,237.55	NC	6,237.55		68.71	S		263.40	20-nov.-26	AC

TOTAL

CORPORATE CREDIT SECURITIZATION FUNDS

Symbol	Bond	Nominal Value	Previous Price	Daily Change	Reference Price	Day Summary Volume	Day Summary Value	Accrued Interest	Period	Coupon Amount Int.	Pay. date	Amort. Type
FCAGS.01	FCTC CROISSANCE AGRICOLE 8% 2025-2032	9,286	9,286	NC	9,286			129.03	S	349.14	31-oct.-26	AC
FCAGS.02	FCTC CROISSANCE AGRICOLE 9% 2025-2032	9,286	9,286	NC	9,286			145.16	S	392.79	31-oct.-26	AC
FCAS.01	FCTC CROISSANCE ATLANTIQUE 6,20% 2024-2029	6,364.67	6,364.67	NC	6,364.67			1.02	T	92.73	5-oct.-26	AC
FNSBB.01	FCTC KEUR SAMBA NSIA BANQUE 7% 2025-2030	7,600	7,600	NC	7,600			24.78	S	266.73	20-déc.-26	AC
FNSBB.02	FCTC KEUR SAMBA NSIA BANQUE 9% 2025-2030	7,600	7,600	NC	7,600			31.86	S	342.94	20-déc.-26	AC
FNSBC.02	FCTC KEUR SAMBA NSIA BANQUE CI 7% 2025-2030	7,619.05	7,619.05	NC	7,619.05			52.49	T	565	20-déc.-26	AC
FNSBC.03	FCTC NSIA BANQUE CI 7,50% 2025-2030	9,444.44	9,444.44	NC	9,444.44			112.02	T	171.77	8-août-26	ACD
FNSBC.04	FCTC ZAKA RMBS NSIA BANQUE CI 7,00% 2025-2036	9,130	9,130	NC	9,130			29.77	S	320.43	20-déc.-26	AC
FNSBC.05	FCTC ZAKA RMBS NSIA BANQUE CI 9,00% 2025-2036	9,130	9,130	NC	9,130			38.27	S	411.98	20-déc.-26	AC
FORBC.01	FCTC KEUR SAMBA ORABANK CI 7% 2025-2030	7,619.05	7,619.05	NC	7,619.05			11.58	T	124.66	20-déc.-26	AC
FORBT.01	FCTC ORABANK 7 % 2021-2026	1,111.10	1,399.99	NC	1,399.99			31.38	T	28.58	28-juin-26	ACD
FSNBFF.01	FCTC SONABHY 8,10 % 2025-2031	10,000	10,000	10,000	10,000	102	1,020,000	213.11	S	380.70	26-sept.-26	ACD
FSNLC.01	FCTC SENELEC SENIOR 8,15 % 2025-2030	9,500	9,500	NC	9,500			118.79	S	390.31	12-nov.-26	AC
FSNLC.02	FCTC SENELEC MEZZANINE 10 % 2025-2030	9,500	9,500	9,500	9,500	19	180,500	145.75	S	478.90	12-nov.-26	AC
FSNTS.01	FCTC SONATEL C-1 6,40 % 2023-2	10,000	10,000	NC	10,000			280.86	S	300.80	19-juil.-26	AC
FSNTS.02	FCTC SONATEL C-2 6,60 % 2023-2	10,000	9,950	NC	9,950			289.63	S	310.20	19-juil.-26	AC
FTIMC.01	FCTC TEYLIOM IMMO 7 % 2021-2028	3,333.33	3,333.33	NC	3,333.33			18.02	T	57.17	8-sept.-26	ACD
TOTAL						121	1,200,500					
TOTAL - CREDIT SECURITIZATION FUNDS						121	1,200,500					

4. SUKUK AND RELATED SECURITIES

Symbol	Bond	Nominal Value	Previous Price	Daily Change	Reference Price	Day Summary Volume	Day Summary Value	Accrued Interest	Period	Coupon Amount Int.	Pay. date	Amort. Type
SUKUK ISSUED BY GOVERNMENTS AND STATE-OWNED ENTERPRISES												
SUKSN.S2	SUKUK SN 6% 2016-2026	10,000	10,000	NC	10,000			270	S	301.67	26-juil.-26	ACD
SUKTG.S1	SUKUK TG 6.5% 2016-2026	10,000	10,300	NC	10,300			287.63	S	371.86	17-août-26	ACD
TOTAL												
SUKUK ISSUED BY REGIONAL AND INTERNATIONAL FINANCIAL INSTITUTIONS												
TOTAL												
CORPORATE SUKUK												
TOTAL												
TOTAL - SUKUK AND RELATED SECURITIES												

5. CONVERTIBLE BONDS

Symbol	Bond	Nominal Value	Previous Price	Daily Change	Reference Price	Day Summary Volume	Day Summary Value	Accrued Interest	Period	Coupon Amount Int.	Pay. date	Amort. Type
SCRC.01	SUCRIVOIRE SA 8,55 % 2024-2031	10,000	9,900	NC	9,900			188.59	A	829.35	15-avr.-27	ACD
TOTAL												
TOTAL - CONVERTIBLE BONDS												
TOTAL - BONDS MARKET						100,124	601,230,500					

Legend:
 (##) (*) Accrued Interest Ex- (##) Depreciation reference price / Accrued Interest Ex-c (#) Ex-profit margin
 Amort. Type: Type of depreciation IF: In Fine AC: Constant Depreciation AD: Degressive Depreciation ACD: Differed Constant Depreciation
 Period: Coupons payment Period A: Annually S: Semi-annually T: Quarterly
 NT: Not Traded NA: Not Available or Not Applicable Ex-c: Ex-coupon SP: Suspended

INFORMATIONS
UPCOMING OPERATIONS

Issuer	Operation
CIE CI	Paiement de dividendes de 234 F CFA par action (IRVM applicable de 12 % pour les personnes physiques et 10 % pour les personnes morales), le 28/07/2026
BIIC	Paiement de dividendes de 254,6 F CFA net par action, le 31/07/2026
TOTALENERGIES MARKETING SN	Paiement de dividendes de 176,65 F CFA net par action, le 17/07/2026
SIB	Paiement de dividendes de 425 F CFA par action (IRVM applicable de 12 % pour les personnes physiques et 10 % pour les personnes morales), le 31/07/2026

NOTICES

Entity	N°	Type	Subject
BRVM	201-2026	Paiement de dividendes	Paiement de dividendes - Exercice 2025 - CIE CI

RELEASES

Issuer	N°	Type	Subject
CORIS BANK INTERNATIONAL	20260707	Etats financiers	Etats financiers - Exercice 2025 - CORIS BANK INTERNATIONAL BF
FILTISAC CI	20260707-1	Communiqué	Communiqué - FILTISAC CI
CRRH-UEMOA	20260707-2	Communiqué	Communiqué - Changement de dénomination sociale - AFINHAB (Ex-CRRH-UEMOA)
CRRH-UEMOA	20260707-3	Rapport d'activités annuel	Rapport annuel - Exercice 2025 - AFINHAB (Ex-CRRH-UEMOA)
CRRH-UEMOA	20260707-4	Rapport	Rapport d'impact - Exercice 2025 - SOCIAL BOND CRRH-UEMOA 6,00 % 2025-2040

REMAINING UNMATCHED QUANTITIES
EQUITIES MARKET

Symbol	Equity	Remaining quantity - Buy	Price Buy/ Sell			Remaining quantity - Sell	Reference Price
ABJC	SERVAIR ABIDJAN CI	4	3,145	/	3,150	162	3,150
BICB	BIIC BN	88	6,275	/	6,300	58	6,275
BICC	BICI CI	3	28,115	/	28,200	3	28,200
BNBC	BERNABE CI	75	1,960	/	1,985	226	1,960
BOAB	BANK OF AFRICA BN	50	8,900	/	9,050	1,056	9,050
BOABF	BANK OF AFRICA BF	558	5,945	/	5,950	319	5,945
BOAC	BANK OF AFRICA CI	4	9,240	/	9,250	509	9,250
BOAM	BANK OF AFRICA ML	5	5,075	/	5,100	1,978	5,100
BOAN	BANK OF AFRICA NG	4	4,100	/	4,120	12	4,120
BOAS	BANK OF AFRICA SENEGAL	936	7,260	/	7,295	45	7,260
CABC	SICABLE CI			/	Marché	2,616	4,155
CBIBF	CORIS BANK INTERNATIONAL	62	25,700	/	25,795	2	25,700
CFAC	CFAO MOTORS CI			/	1,600	2,483	1,600
CIEC	CIE CI	14	5,450	/	5,485	1,929	5,485
ECOC	ECOBANK COTE D'IVOIRE	34	16,640	/	16,650	38	16,640
ETIT	ECOBANK TRANS. INCORP. TG	349,261	Marché	/			53
FTSC	FILTISAC CI	237	1,985	/	1,990	471	1,985
LNBB	LOTIERIE NATIONALE DU BENIN	35	4,180	/	4,340	23	4,340
NEIC	NEI-CEDA CI	69	2,150	/	2,175	210	2,175
NSBC	NSIA BANQUE COTE D'IVOIRE	10	20,385	/	20,500	91	20,500
N TLC	NESTLE CI	31	16,380	/	16,485	5	16,380
ONTBF	ONATEL BF	2	2,820	/	2,825	668	2,825
ORAC	ORANGE COTE D'IVOIRE	56	16,000	/	16,300	13	16,000
ORGT	ORAGROUP TOGO	1,569	2,710	/	2,720	435	2,720
PALC	PALM CI	157	8,505	/	8,830	40	8,840
PRSC	TRACTAFRIC MOTORS CI	56	4,450	/	4,500	109	4,500
SAFC	SAFCA CI	210	4,485	/	4,500	420	4,500
SCRC	SUCRIVOIRE	15	3,630	/	3,650	659	3,650
SDCC	SODE CI	2	11,990	/	12,040	49	12,040
SDSC	AFRICA GLOBAL LOGISTICS CI	360	2,450	/	2,470	4,308	2,470
SEMC	EVIOSYS PACKAGING SIEM CI	10	1,440	/	1,445	926	1,445
SGBC	SOCIETE GENERALE COTE D'IVOIRE	4	38,205	/	39,000	2,428	39,000
SHEC	VIVO ENERGY CI	1,157	2,200	/	2,265	95	2,265
SIBC	SOCIETE IVOIRIENNE DE BANQUE	10	8,955	/	9,000	9,084	9,000
SICC	SICOR CI	26	5,335	/			5,200
SIVC	ERIUM CI (Ex AIR LIQUIDE CI)			/	Marché	15,095	2,160
SLBC	SOLIBRA CI	8	39,500	/	41,000	51	41,500
SMBC	SMB CI	221	17,700	/	17,750	10	17,700
SNTS	SONATEL SN	117	29,650	/	29,900	31	29,900
SOGC	SOGB CI	12	8,450	/	8,495	33	8,495
SPHC	SAPH CI	8	7,700	/	7,900	756	7,900
STAC	SETAO CI	160	3,155	/	3,250	68	3,300
STBC	SITAB CI	40	24,500	/	24,550	112	24,550
TTLC	TOTALENERGIES MARKETING CI	5	2,905	/	2,940	34	2,940
TTLS	TOTALENERGIES MARKETING SN	2,623	4,500	/			4,500
UNLC	UNILEVER CI	1	50,500	/			53,735
UNXC	UNIWAX CI	134	1,385	/	1,390	38	1,385

REMAINING UNMATCHED QUANTITIES

RIGHTS MARKET

Symbol	Equity	Remaining quantity - Buy	Price Buy/ Sell	Remaining quantity - Sell	Reference Price
--------	--------	--------------------------	-----------------	---------------------------	-----------------

REMAINING UNMATCHED QUANTITIES
BONDS MARKET

Symbol	Bond	Remaining quantity - Buy	Price Buy/ Sell	Remaining quantity - Sell	Reference Price
FBOAD.O1	FCTC BOAD DOLI-P 6,10% 2023-2030		/		4,600
FBOAD.O2	FCTC BOAD DOLI-P 9,50% 2024-2029	136	6215		6,237.55
FCAGS.O1	FCTC CROISSANCE AGRICOLE 8% 2025-2032		/		9,286
FCAGS.O2	FCTC CROISSANCE AGRICOLE 9% 2025-2032		/		9,286
FCAS.O1	FCTC CROISSANCE ATLANTIQUE 6,20% 2024-2029		/		6,364.67
FEPTC.O1	FCTC EPT 7 % 2023-2030		/		7,500
FTIMC.O1	FCTC TEYLIOM IMMO 7 % 2021-2028		/		3,333.33
FORBT.O1	FCTC ORABANK 7 % 2021-2026		/ 1,377.77	150	1,399.99
FSNBFF.O1	FCTC SONABHY 8,10 % 2025-2031	3	9995	135	10,000
FSNLC.O1	FCTC SENELEC SENIOR 8,15 % 2025-2030	76	9500		9,500
FSNLC.O2	FCTC SENELEC MEZZANINE 10 % 2025-2030	34	9405	261	9,500
FSNTS.O1	FCTC SONATEL C-1 6,40 % 2023-2		/		10,000
FSNTS.O2	FCTC SONATEL C-2 6,60 % 2023-2		/		9,950
FNSBB.O2	FCTC KEUR SAMBA NSIA BANQUE 9% 2025-2030		/		7,600
FNSBC.O2	FCTC KEUR SAMBA NSIA BANQUE CI 7% 2025-2030		/		7,619.05
FNSBC.O3	FCTC NSIA BANQUE CI 7,50% 2025-2030		/		9,444.44
FNSBC.O4	FCTC ZAKA RMBS NSIA BANQUE CI 7,00% 2025-2036		/		9,130
FNSBC.O5	FCTC ZAKA RMBS NSIA BANQUE CI 9,00% 2025-2036	2	9130		9,130
FORBC.O1	FCTC KEUR SAMBA ORABANK CI 7% 2025-2030		/		7,619.05
FEPTC.O2	FCTC EPT 7,25 % 2023-2033		/		9,375
FEPTC.O3	FCTC EPT 7,50% 2023-2038		/		9,615
FEPTC.O4	FCTC EPT 7,5% 2025-2032		/ 10,000	4,994	10,000
FEPTC.O5	FCTC EPT 8% 2025-2035		/		10,000
FEPTC.O6	FCTC EPT 8,5% 2025-2040		/		10,000
FNSBB.O1	FCTC KEUR SAMBA NSIA BANQUE 7% 2025-2030		/		7,600
BIDC.O4	BIDC-EBID 6.10% 2017-2027		/ 1,250	15	1,250
BIDC.O5	BIDC-EBID 6,40% 2019-2026		/		11,500
BIDC.O6	BIDC-EBID 6,50 % 2021-2028		/ 4,618	45	4,618
BIDC.O7	BIDC-EBID 5,90% 2022-2029		/		6,000
CRRH.O10	CRRH-UEMOA 6,10% 2022-2037	1	10000		10,000
CRRH.O6	CRRH-UEMOA 5.85% 2016-2026		/		9,800
TPTG.O4	TPTG 6,60% 2025-2032		/ 10,000	18	10,000
TPTG.O5	TPTG 6,50% 2026-2031		/ 10,000	10	10,000
TPTG.O6	TPTG 6,70% 2026-2033		/ 10,000	27	10,000
TPNE.O6	TRESOR PUBLIC DU NIGER 6,15% 2022 - 2034		/		8,955
TPNE.O7	TRESOR PUBLIC DU NIGER 6,25 % 2023-2028		/		5,000
TPNE.O8	TRESOR PUBLIC DU NIGER 6,60% 2025-2030		/ 9,500	20	10,000
TPNE.O9	TRESOR PUBLIC DU NIGER 6,90% 2025-2032		/		10,000
TPTG.O2	TPTG 6% 2022-2037	15	10000		10,000
TPTG.O3	TPTG 6,45% 2025-2030		/ 10,000	5	10,000
TPCI.O99	TPCI 5,60% 2025-2030		/		10,000
TPNE.O10	TRESOR PUBLIC DU NIGER 6,60 % 2025-2030		/		10,000
TPNE.O2	TRESOR PUBLIC DU NIGER 6,50% 2019 - 2026		/		9,900
TPNE.O3	TRESOR PUBLIC DU NIGER 6,5% 2020-2027		/		3,892
TPNE.O4	TRESOR PUBLIC DU NIGER 6,30% 2		/		7,500
TPNE.O5	TPNE 6,15 % 2022-2034		/		11,550
TPCI.O93	TPCI 5,90% 2024-2029		/		9,700
TPCI.O94	TPCI 6,00% 2024-2031		/		9,800
TPCI.O95	TPCI 5,90% 2025-2030		/		10,000
TPCI.O96	TPCI 6,00% 2025-2032	3	10000		10,000
TPCI.O97	TPCI 5,90% 2025-2030		/		10,000

TPCI.098	TPCI 6,00% 2025-2032	/			10,000
TPCI.087	TPCI 5,90% 2024-2029	/	9,700	10	9,700
TPCI.088	TPCI 6,00% 2024-2031	/			10,000
TPCI.089	TPCI 5,90% 2024-2029	/			12,100
TPCI.090	TPCI 6,00% 2024-2031	/			10,000
TPCI.091	TPCI 5,90% 2024-2029	/			10,000
TPCI.092	TPCI 6,00% 2024-2031	/			9,900
TPCI.081	TPCI 5,90% 2023-2028	/			10,500
TPCI.082	TPCI 6,00% 2023-2030	/			9,900
TPCI.083	TPCI 5,90 % 2023-2028	/			9,900
TPCI.084	TPCI 6,00 % 2023-2030	/			10,000
TPCI.085	TPCI 5,90 % 2023 - 2028	/			10,000
TPCI.086	TPCI 6,00 % 2023 - 2030	/			10,000
TPCI.075	TPCI 5,65% 2022-2029	/			10,700
TPCI.076	TPCI 5,75% 2022-2032	/			10,500
TPCI.077	TPCI (TAUX DE BASE + SPREAD) % 2022-2029	/			10,000
TPCI.078	TPCI 5,65% 2022-2029	/			10,000
TPCI.079	TPCI 5,75% 2023-2030	/			8,600
TPCI.080	TPCI 6% 2023-2030	/			10,000
TPCI.069	TPCI 5,75 % 2022-2037	/			10,000
TPCI.070	TPCI 5,75 % 2022-2037	/			10,000
TPCI.071	TPCI 5,65% 2022-2032	/			10,000
TPCI.072	TPCI 5,65% 2022-2029	/			8,000
TPCI.073	TPCI 5,75% 2022-2032	/			8,750
TPCI.074	TPCI 5,85% 2022-2042	/			8,947.37
TPCI.063	TPCI 5,90% 2021 -2031	/			6,250
TPCI.064	TPCI 5,80 % 2021 - 2028	/			5,968.80
TPCI.065	TPCI 5,90 % 2021-2031	/			7,500
TPCI.066	TPCI 5,90% 2021-2031	/			7,299.75
TPCI.067	TPCI 5,90 % 2021-2036	/			10,000
TPCI.068	TPCI 5,90 % 2022-2037	/	10,000	24	10,000
TPCI.057	TPCI 5,80% 2020-2027	/			3,880
TPCI.058	TPCI 5,80% 2021-2028	/			4,000
TPCI.059	TPCI 5,90% 2021-2031	/			6,250
TPCI.060	TPCI 5,80% 2021-2028	/			10,000
TPCI.061	TPCI 5,90% 2021-2031	/			10,000
TPCI.062	TPCI 5,80 % 2021 -2028	/			4,000
TPCI.051	TPCI 5,80 % 2020-2027	/			4,000
TPCI.052	TPCI 5,90 % 2020 -2030	/			6,250
TPCI.053	TPCI 5,80% 2020-2027	/			4,240
TPCI.054	TPCI 5,90% 2020-2030	/			6,250
TPCI.055	TPCI 5,80% 2020 -2027	/			4,000
TPCI.056	TPCI 5,90% 2020- 2030	/			7,726.25
TPCI.045	TPCI 5,80% 2020 -2027	/			2,000
TPCI.046	TPCI 5,90% 2020 - 2030	/			5,100
TPCI.047	TPCI 5,80% 2020 - 2027	/			2,050
TPCI.048	TPCI 5,80% 2020- 2027	/			4,039.20
TPCI.049	TPCI 5,90% 2020- 2030	/			6,303.13
TPCI.050	TPCI 5,90% 2020-2030	/			6,250
TPCI.039	TPCI 5,75% 2019 - 2026	/			2,000
TPCI.040	TPCI 5,75% 2019-2026	/			2,000
TPCI.041	TPCI 5,80% 2020-2027	/			10,000
TPCI.042	TPCI 5,90% 2020-2030	/			10,000
TPCI.043	TPCI 5,90% 2020 - 2030	/	10,000	8	10,000
TPCI.044	TPCI 5,80% 2020 - 2027	/			9,800

TPCI.O29	TPCI 6% 2018-2026			/			10,000
TPCI.O34	TPCI 6% 2019-2029			/			3,675
TPCI.O35	TPCI 5,75% 2019 -2026			/			10,000
TPCI.O36	TPCI 5,75% 2019- 2026			/			10,000
TPCI.O37	TPCI 5,80% 2019-2026			/			2,011
TPCI.O38	TPCI 5,75% 2019-2026			/			1,990
TPCI.O101	TPCI 5,85% 2026-2033			/			10,000
TPCI.O102	TPCI 6,00% 2026-2036	33	9500	/			10,000
TPCI.O21	TPCI 6% 2016-2028			/			10,000
TPCI.O23	TPCI 5.90% 2016-2026			/			10,000
TPCI.O24	TPCI 6.25% 2017-2029			/			9,700
TPCI.O28	TPCI 6% 2018 - 2026			/			9,200
TPBJ.O5	TPBJ 5,85 % 2022-2042			/			10,000
TPBJ.O6	TPBJ 5,75% 2022-2037			/			10,000
TPBJ.O7	TPBJ 5,70% 2023-2030			/			10,000
TPBJ.O8	TPBJ 6,20% 2023-2038			/			10,000
TPBJ.O9	TPBJ 6,00% 2025-2032			/			9,980
TPCI.O100	TPCI 5,85% 2025-2032			/			10,000
TPBF.O4	TPBF 6.50% 2017-2027			/			10,000
TPBF.O8	TPBF 6,50% 2019-2027	153	9650	/			9,650
TPBF.O9	TPBF 6,50% 2019 - 2027			/	11,499	6	11,499
TPBJ.O10	TPBJ 6,15% 2025-2035			/			10,000
TPBJ.O3	TPBJ 6,50% 2020-2028			/	9,900	9	10,000
TPBJ.O4	TPBJ 5,50 % 2022-2037			/			10,000
TPBF.O20	ETAT DU BURKINA 6,55% 2024-2031			/	10,000	205	10,000
TPBF.O21	ETAT DU BURKINA 6,50% 2024-2029			/			9,650
TPBF.O22	ETAT DU BURKINA 6,80% 2024-2032	23	10000	/			10,000
TPBF.O23	ETAT DU BURKINA 6,60% 2025-2030			/			10,300
TPBF.O24	ETAT DU BURKINA 6,80% 2025-2032			/	10,000	17	10,000
TPBF.O25	ETAT DU BURKINA 7% 2025-2035			/	9,999	4	9,999
TPBF.O14	TPBF 6,30% 2022-2034			/			9,799
TPBF.O15	ETAT DU BURKINA 6,30 % 2022-2			/			9,999
TPBF.O16	ETAT DU BURKINA 6% 2023-2028	10	9600	/			10,000
TPBF.O17	TPBF 6,30 % 2023-2030			/			10,000
TPBF.O18	TPBF 6,50% 2023-2033			/	10,000	24	9,945
TPBF.O19	ETAT DU BURKINA 6,30% 2024-2029			/	10,000	488	10,000
PTRC.O1	PETRO IVOIRE 6,80% 2022-2029			/	12,500	19	12,500
SNTS.O2	SONATEL 6,50% 2020-2027			/			3,000
TPBF.O10	TPBF 6,50% 2020 - 2028	10	3217	/			3,333.36
TPBF.O11	TPBF 6,50 % 2020-2028			/			4,126.89
TPBF.O12	TPBF 6.50% 2021-2031			/			9,990
TPBF.O13	TPBF 6,50 % 2021 - 2031			/			9,600
FDFINBF.O1	FIDELIS FINANCE CAP25 7,00% 2023-2028			/	6,250	25	6,250
FDFINBF.O2	FIDELIS FINANCE PME ELAN CROISSANCE UMOA 7% 2025-2030			/			10,000
FDFINBF.O3	FIDELIS FINANCE PME ELAN CROISSANCE UMOA 2 - 7% 2025-2030			/	10,000	50	10,000
NRMC.O1	NOURMONY HOLDING 7,25% 2024-2029			/			10,000
ORGT.O2	ORAGROUP SA 7,15% 2021-2028			/	5,900	9,882	5,900
PADS.O3	PAD 6,60% 2020-2027			/			3,000
EOS.O30	ETAT DU SENEGAL 6,40% 2025-2028			/			9,990
EOS.O31	ETAT DU SENEGAL 6,60% 2025-2030			/			10,000
EOS.O32	ETAT DU SENEGAL 6,75% 2025-2032			/			10,000
EOS.O33	ETAT DU SENEGAL 6,95% 2025-2035			/	10,000	74	10,000
EOS.O8	ETAT DU SENEGAL 5,95% 2022-2034			/			10,000
EOS.O9	ETAT DU SENEGAL 6,00 % 2023-20			/			9,800
EOS.O24	ETAT DU SENEGAL 6,75% 2025-2032			/			10,000

EOS.O25	ETAT DU SENEGAL 6,95% 2025-2035	/			9,500
EOS.O26	ETAT DU SENEGAL 6,40% 2025-2028	/	9,950	485	9,800
EOS.O27	ETAT DU SENEGAL 6,60% 2025-2030	/	9,900	20	9,950
EOS.O28	ETAT DU SENEGAL 6,75% 2025-2032	/			9,800
EOS.O29	ETAT DU SENEGAL 6,95% 2025-2035	/			10,000
EOS.O18	ETAT DU SENEGAL 6,40 % 2025-20	/			9,950
EOS.O19	ETAT DU SENEGAL 6,60 % 2025-2030	/			10,000
EOS.O20	ETAT DU SENEGAL 6,75 % 2025-20	/			9,700
EOS.O21	ETAT DU SENEGAL 6,95 % 2025-20	/			10,000
EOS.O22	ETAT DU SENEGAL 6,40% 2025-202	/	9,800	500	9,800
EOS.O23	ETAT DU SENEGAL 6,60% 2025-203	/			10,000
EOS.O12	ETAT DU SENEGAL 6,15 % 2023-2028	/			9,700
EOS.O13	ETAT DU SENEGAL 6,30 % 2023-2030	/			9,999
EOS.O14	ETAT DU SENEGAL 6,50 % 2023-2033	/	10,000	5	9,800
EOS.O15	ETAT DU SENEGAL 6,25 % 2024-2029	/			10,000
EOS.O16	ETAT DU SENEGAL 6,45 % 2024-2031	/			10,000
EOS.O17	ETAT DU SENEGAL 6,65 % 2024-2034	/			10,000
EOM.O6	ETAT DU MALI 6,50% 2020-2027	/			4,000
EOM.O7	ETAT DU MALI 6.50% 2021-2031	/	6,250	198	6,250
EOM.O8	ETAT DU MALI 6,20 % 2022-2032	/	10,000	67	10,000
EOM.O9	ETAT DU MALI 6,30% 2022-2032	/			9,795
EOS.O10	ETAT DU SENEGAL 6,15 % 2023-2030	/			10,000
EOS.O11	ETAT DU SENEGAL 6,35 % 2023-2033	/	10,000	4	10,000
EOM.O19	ETAT DU MALI 6,55% 2025-2032	/			10,000
EOM.O20	ETAT DU MALI 6,35% 2025-2030	/			10,000
EOM.O21	ETAT DU MALI 6,55% 2026-2036	/			10,000
EOM.O22	ETAT DU MALI 6,35% 2026-2033	/			10,000
EOM.O4	ETAT DU MALI 6,50% 2019-2027	/			4,620
EOM.O5	ETAT DU MALI 6,50% 2020-2028	/	4,000	90	3,933.20
EOM.O13	ETAT DU MALI 6,50 % 2024-2034	/			10,000
EOM.O14	ETAT DU MALI 3,00 % 2024-2031	/			10,000
EOM.O15	ETAT DU MALI 6,55 % 2024-2031	/			10,000
EOM.O16	ETAT DU MALI 6,35 % 2024-2029	/			10,000
EOM.O17	ETAT DU MALI 6,55% 2025-2032	/			10,000
EOM.O18	ETAT DU MALI 6,35% 2025-2030	/	9,800	13	10,000
CRRH.O7	CRRH-UEMOA 5.95% 2017-2029	/			2,917
CRRH.O8	CRRH-UEMOA 5.95% 2018-2030	/			3,712.50
CRRH.O9	CRRH-UEMOA 6.05% 2018-2033	/			5,000
EOM.O10	ETAT DU MALI 6,20 % 2022-2029	/	10,000	8	10,000
EOM.O11	ETAT DU MALI 6,40 % 2023-2030	/	9,800	65	10,000
EOM.O12	ETAT DU MALI 6,50 % 2023-2030	/			9,800
BABS.O1	GSS BAOBAB 6,80% 2024-2029	/			10,000
BIDC.O8	BIDC-EBID GSS BOND 6,50% 2024-2031	/	10,000	5	10,000
CRRH.O11	SOCIAL BOND CRRH-UEMOA 6,00% 2025-2040	/			10,000
ECOC.O1	GENDER BOND ECOBANK CI 6,50% 2024-2029	/			10,000

SUKUK AND CORRESPONDING SECURITIES

Symbol	Bond	Remaining quantity - Buy	Price Buy/ Sell	Remaining quantity - Sell	Reference Price
SUKSN.S2	SUKUK SN 6% 2016-2026		/		10,000
SUKTG.S1	SUKUK TG 6.5% 2016-2026		/		10,300

CALENDAR OF SHAREHOLDER MEETINGS
YEAR : 2026

Company	Type	Date	Time	Location
ORAGROUP	Mixte	23/07/2026	10:00:00	Hôtel 2 Février situé à la Place de l'indépendance, BP 131 Lomé- Togo
UNIWAX CI	Ordinaire	16/07/2026	09:00:00	Espace Latrille Events, sis à Abidjan, Cocody II-Plateaux (Carrefour Duncan)
SITAB	Ordinaire	15/07/2026	10:00:00	SALLE JEWELS de la CGECI au Plateau
ERIUM CI	Ordinaire	13/07/2026	09:00:00	SALLE DE CONFÉRENCE DE L'HOTEL TIAMA , à Abidjan (République de Côte d'Ivoire)
SODECI	Ordinaire	30/06/2026	08:30:00	Espace CRYSTAL sis à Abidjan Zone 4C
NSBC	Ordinaire	30/06/2026	10:30:00	Espace Latrille Events, sis à Abidjan-Cocody, Deux-Plateaux, Boulevard Latrille, à proximité du Carrefour Duncan
BIIC	Ordinaire	30/06/2026	13:00:00	Salle bleue du palais des congrès de Cotonou
LNB	Ordinaire	30/06/2026	08:00:00	Salle bleue du palais des congrès de Cotonou
TRACTAFRIC CI	Mixte	30/06/2026	10:00:00	Hôtel MOVENPICK ABIDJAN sis au Plateau, Avenue Terrasson de Fougères, Ange Rue Gourgas
NEI-CEDA CI	Ordinaire	25/06/2026	10:00:00	Hôtel TIAMA, Abidjan-Plateau
VIVO ENERGY CI	Ordinaire	24/06/2026	10:00:00	Espace JECKAD, Angré 7e tranche Rue L155, à côté de l'Hôtel Silver Moon
CIE CI	Ordinaire	24/06/2026	08:30:00	Visioconférence
SMB	Ordinaire	23/06/2026	09:30:00	Amphithéâtre de la CGECI (La Maison de l'Entreprise) sis à Abidjan-Plateau, à l'Angle du Boulevard de la République et de l'Avenue Lamblin ou par visioconférence
SAFCA CI	Mixte	23/06/2026	09:00:00	Siège de Alios Finance Côte d'Ivoire, sis à Abidjan Commune de Treichville, Rue des carrossiers, zone 3
CFAO MOTORS CI	Ordinaire	23/06/2026	09:00:00	Siège social sis à Abidjan, 117, Boulevard de Marseille
SGB CI	Mixte	22/06/2026	15:00:00	Espace Latrille Events, sis à Abidjan commune de Cocody, aux Deux-Plateaux Boulevard Latrille
FILTISAC CI	Ordinaire	18/06/2026	10:00:00	Immeuble C.R.R.A.E - U.M.O.A ABIDJAN - Plateau (RCI)
TOTALENERGIES MARKETING SN	Ordinaire	17/06/2026	10:00:00	Noom Hôtel Dakar Sea Plaza (ex Radisson Blu de Dakar)
BERNABE CI	Ordinaire	15/06/2026	10:00:00	ABIDJAN, à la salle de conférence GEWELS de la Maison du Patronat Ivoirien (CGECI) au Plateau
NESTLE CI	Ordinaire	11/06/2026	10:00:00	l'ESPACE LATRILLE EVENTS situé à Abidjan, Cocody, Deux Plateaux, Boulevard Latrille, Carrefour Duncan
SERVAIR ABIDJAN CI	Ordinaire	10/06/2026	10:30:00	Salle JEWELS de la Maison de l'Entreprise (CGECI) sise au Plateau, Avenue Lamblin
SOLIBRA	Ordinaire	05/06/2026	09:00:00	Salle Jewels de la Maison de l'Entreprise sise au Plateau, Avenue Lamblin
ECOBANK TG	Ordinaire	03/06/2026	10:30:00	Salle de Conférence du Centre Panafricain Ecobank, 2365, Boulevard du Mono, Lomé, Togo
SOGB	Ordinaire	28/05/2026	10:30:00	Immeuble CRRAE - UEMOA sis à Abidjan Plateau
SETAO CI	Ordinaire	28/05/2026	10:00:00	Hôtel TIAMA (salon EBENE) - Abidjan Plateau
SICOR	Ordinaire	22/05/2026	09:00:00	Siège de la Société à l'Usine SICOR de Jacquerville
SUCRIVOIRE	Ordinaire	21/05/2026	09:30:00	Par visioconférence via la plateforme web dédiée à l'Assemblée Générale ou en présentiel à la Salle de conférence de la CRRAE-UMOA) Abidjan Plateau (Côte d'Ivoire)
TOTAL	Ordinaire	21/05/2026	10:00:00	Sofitel Abidjan Hôtel Ivoire sis au Boulevard Hassan II, Cocody Abidjan Côte d'Ivoire
SIB	Ordinaire	12/05/2026	10:00:00	Par Visioconférence ou en présentiel à la CRRAE-UMOA (Abidjan - Plateau, Angle Boulevard Botreau Roussel, Rue Privée CRRAE-UMOA)
ECOBANK TG	Extraordinaire	07/05/2026	10:30:00	Par Visioconférence
BICI CI	Ordinaire	04/05/2026	10:00:00	Auditorium de la Maison des Entreprises (CGECI) sise au Plateau
BANK OF AFRICA BN	Ordinaire	30/04/2026	10:00:00	GOLDEN TULIP LE DIPLOMATE à Cotonou
ORANGE CI	Ordinaire	29/04/2026	10:00:00	En présentiel au siège de la société, sis à Abidjan, Cocody Riviera Golf, Boulevard de France, Immeuble Orange Village ou par visioconférence en envoyant un courrier électronique à l'adresse ag2026-orangeci@quorumenligne.com
ONATEL BF	Ordinaire	29/04/2026	10:30:00	AZALAI HÔTEL, OUAGADOUGOU-BURKINA FASO
ECOBANK CI	Ordinaire	28/04/2026	10:00:00	Par Visioconférence ou en présentiel à l'hôtel Radisson Blu, sis à Abidjan Port-Bouët, route de l'Aéroport International Félix Houphouët Boigny
SONATEL	Ordinaire	16/04/2026	10:00:00	Visioconférence, au NOOM Hôtel à Dakar

CORIS BANK INTERNATIONAL	Ordinaire	16/04/2026	09:00:00	Sopatel Hôtel Silmandé SA
BANK OF AFRICA CI	Ordinaire	15/04/2026	10:00:00	Salle Fromager de l'hôtel IVOTEL du Plateau (10ème étage)
BANK OF AFRICA ML	Ordinaire	14/04/2026	09:30:00	Siège de la banque à l'Immeuble BANK OF AFRICA, Avenue du Mali, Quartier ACI 2000
PALM CI	Ordinaire	14/04/2026	09:00:00	Salle de Conférence de la CRRAE-UMOA à Abidjan-Plateau (Côte d'Ivoire) ou par VISIOCONFERENCE, via la plateforme web dédiée
SAPH CI	Ordinaire	09/04/2026	09:00:00	Salle de Conférence de la CRRAE-UMOA à Abidjan-Plateau en présentiel ou par visioconférence, via la plateforme web dédiée à l'Assemblée Générale
BANK OF AFRICA SN	Ordinaire	07/04/2026	09:30:00	Immeuble Elan II au 2ème Etage, Almadies, Zone 12, Route de Ngor à Dakar
BANK OF AFRICA NG	Ordinaire	03/04/2026	10:00:00	Centre de Formation de BOA-NIGER (BOA-Siège)
SICABLE	Ordinaire	27/03/2026	10:00:00	Hôtel TIAMA, à ABIDJAN
UNILEVER CI	Ordinaire	27/03/2026	10:00:00	Salle Sirocco 1 de l'Hôtel Novotel Adagio, situé à Marcory Boulevard Felix Houphouet Boigny ex VGE, à proximité de l'Hôtel Azalaï ou par Visioconférence en envoyant un courriel à l'adresse : servicesfinanciers@hudson-cie.com
BANK OF AFRICA BF	Ordinaire	23/03/2026	10:00:00	AZALAI Hôtel à la salle DIMAKO

**COLLECTIVE INVESTMENT SCHEMES
UNIT TRUSTS & MUTUAL FUNDS**
Tuesday, July 07, 2026



Manager	Custodian	Collective Investment Scheme	Asset Class	Origin	Net Asset Value							
					Previous		Current		Change			
					Value	Date	Value	Date	Date	%	Previous	%
DAILY												
AFRICABOURSE ASSET MANAGEMENT	AFRICABOURSE SA	FCP AAM EPARGNE CROISSANCE	D	5 000	13 047,77	7/3/2026	13 090,53	7/6/2026	11/19/2012	161,81%	0,33%	
		FCP AAM OBLIGATI	OATC	5 000	9 468,46	7/3/2026	9 472,86	7/6/2026	9/12/2012	89,46%	0,05%	
		FCP AAM EPARGNE ACTION	A	5 000	12 722,07	7/3/2026	12 758,72	7/6/2026	1/16/2017	155,17%	0,29%	
AFRICAM SA	SBIF	FCP AAM SERENITE	OATC	10 000	13 225,08	7/3/2026	13 230,51	7/6/2026	12/20/2023	32,31%	0,04%	
		FCP EXPANSIO	D	5 000	14 145,15	7/1/2026	ND	ND	1/11/2013	-	-	
		FCP SECURITAS	OMLT	5 000	8 815,76	7/1/2026	ND	ND	1/11/2013	-	-	
AFRICAINA DE GESTION D'ACTIFS	SGI AGI	FCP VALORIS	A	5 000	21 154,03	7/1/2026	ND	ND	1/11/2013	-	-	
		FCP CAPITAL PLUS	D	1 000	1 668,25	7/3/2026	1 667,78	7/6/2026	3/11/2019	66,78%	-0,03%	
		FCP CONFORT PLUS	OMLT	1 000	1 546,11	7/3/2026	1 546,27	7/6/2026	3/11/2019	54,63%	0,01%	
ATLANTIC ASSET MANAGEMENT	ATLANTIQUE FINANCE	FCP ATLANTIQUE CROISSANCE	D	5 000	5 802,43	1/16/2025	ND	ND	5/30/2015	-	-	
		FCP ATLANTIQUE LIQUIDITE	OCT	5 000	7 047,97	6/24/2026	ND	ND	7/12/2019	-	-	
		FCP ATLANTIQUE ACTIONS	A	5 000	9 679,97	1/16/2025	ND	ND	10/25/2019	-	-	
		FCP ATLANTIQUE SERENITE	OMLT	5 000	7 400,93	6/24/2026	ND	ND	7/12/2019	-	-	
		FCP ATLANTIQUE HORIZON	D	5 000	12 977,45	6/24/2026	ND	ND	10/25/2019	-	-	
		FCP ATLANTIQUE SECURITE	OMLT	5 000	7 867,71	6/24/2026	ND	ND	5/30/2015	-	-	
BNI GESTION	BNI FINANCES	FCP CAPITAL CROISSANCE	D	10 000	ND	6/29/2026	ND	ND	-	-		
		OBLIG SECURITE	OMLT	10 000	12 026,00	6/29/2026	ND	ND	6/6/2014	-	-	
BOA ASSET MANAGEMENT	BOA CAPITAL SECURITIES	FCP DYNAMIC SAVINGS	A	10 000	16 033,00	6/29/2026	ND	ND	-	-		
		FCP Emergence	D	5 000	9 136,39	7/3/2026	9 138,43	7/6/2026	Feb. 2010	82,77%	0,02%	
		FCP Treasr Mones	OCT	25 000 000	38 678 589,76	10/23/2023	ND	ND	Dec. 2013	-	-	
CGF GESTION	CGF BOURSE	FCP ACTIONS PHARMACIE	D	1 000	1 302,97	6/29/2026	ND	ND	7/25/2014	-	-	
		FCP SALAM CI	D	1 000	1 271,41	6/29/2026	ND	ND	3/11/2017	-	-	
		FCP AL BARAKA 2	D	1 000	1 360,24	6/29/2026	ND	ND	1/25/2018	-	-	
		FCP ASSUR SENEGAL	D	1 000 000	1 778 358,00	6/29/2026	ND	ND	7/6/2014	-	-	
		FCP AVANTAGE AKWABA	D	1 000	1 983,30	6/29/2026	ND	ND	3/29/2013	-	-	
		FCP PLACEMENT CROISSANCE	A	1 000	2 254,58	6/29/2026	ND	ND	3/29/2013	-	-	
		FCP POSTEFINANCES HORIZON	D	1 000	2 814,05	6/29/2026	ND	ND	6/27/2009	-	-	
		FCP PLACEMENT QUETUDE	O	1 000	1 827,75	6/29/2026	ND	ND	3/29/2013	-	-	
		FCP LIQUIDITE OPTIMUM	D	10 000	14 644,16	6/29/2026	ND	ND	10/11/2017	-	-	
		FCP BNDE VALEURS	D	1 000	1 553,02	6/29/2026	ND	ND	9/2/2016	-	-	
		FCP CORIS ACTIONS	A	5 000	12 040,55	3/3/2026	ND	ND	11/11/2014	-	-	
		CORIS ASSET MANAGEMENT	CORIS BOURSE	FCP ASSURANCES	OCT	5 000	5 999,32	3/3/2026	ND	ND	11/22/2019	-
FCP CORIS PERFORMANCE	D			5 000	11 158,53	3/3/2026	ND	ND	11/11/2014	-	-	
FCP CORIS DIVERSIFIE	D			5 000	7 996,24	6/29/2026	ND	ND	12/3/2018	-	-	
NSIA AM	BOA CI	NSIA FONDS DIVERSIFIE	A	5 000	11 507,84	6/29/2026	ND	ND	3/8/2019	-	-	
		AUREORE OPPORTUNITES	A	5 000	11 507,84	6/29/2026	ND	ND	3/8/2019	-	-	
	UBA CI	AUREORE SECURITE	OMLT	5 000	6 753,03	6/29/2026	ND	ND	9/3/2021	-	-	
		AUREORE OPTIMUM	D	1 000 000	1 512 707,67	6/29/2026	ND	ND	9/30/2021	-	-	
	NSIA BANQUE CI	AUREORE MONETARIS	M	5 000	6 055,99	6/29/2026	ND	ND	4/24/2024	-	-	
		TAWFIR HALAL	D	5 000	6 754,02	6/29/2026	ND	ND	7/17/2024	-	-	
NSIA FINANCE	NSIA BANQUE CI	AUREORE SECURITE II	OMLT	6 133	6 137,68	6/29/2026	ND	ND	10/17/2024	-	-	
		AUREORE OBLIGATIONS SOUVERAINES	OMLT	10 000	11 266,54	6/29/2026	ND	ND	3/3/2025	-	-	
		OBLIGATIONS PREMIUM	OMLT	5 000	5 778,39	6/29/2026	ND	ND	2/26/2025	-	-	
OAM S.A	SGI TOGO	FCP-1 OPTI PLACEMENT	A	5 000	36 951,68	5/28/2026	ND	ND	2/11/2022	-	-	
		FCP-2 OPTI REVENU	OMLT	5 000	9 787,60	5/28/2026	ND	ND	2/11/2022	-	-	
		FCP-3 OPTI CAPITAL	D	5 000	26 051,28	5/28/2026	ND	ND	1/24/2023	-	-	
SGCAMWA	SGCSWA	FCP SOGEAVENIR	D	500	2 990,00	6/15/2026	ND	ND	10/1/2022	-	-	
		FCP SOGEDEFI	D	4 888	7 114,00	6/15/2026	ND	ND	12/23/2014	-	-	
		FCP SOGEDYNAMIQUE	A	4 888	7 816,00	6/15/2026	ND	ND	12/23/2014	-	-	
		FCP SOGELIQUID	M	10 000 000	11 546 656,00	6/15/2026	ND	ND	6/16/2020	-	-	
		FCP SOGEPRIVILLEGE	D	4 888	6 877,00	6/15/2026	ND	ND	12/23/2014	-	-	
		FCP SOGEGSECURITE	OMLT	4 888	9 305,00	6/15/2026	ND	ND	12/23/2014	-	-	
	SGCIBTCC	SGCSWA	FCP SOGEVALOR	A	1 000	7 580,00	6/15/2026	ND	ND	6/4/2022	-	-
			FCP SOGE EPARGNE PLUS	M	5 000	5 785,00	6/15/2026	ND	ND	6/24/2025	-	-
			FCP SOAGA EPARGNE ACTIVE	D	10 000	16 578,70	7/3/2026	16 558,74	7/6/2026	10/28/2016	65,59%	-0,12%
			SICAV Abdou DIOUF	D	10 000 000	1 765 221,07	7/3/2026	1 762 269,80	7/6/2026	11/21/2023	82,38%	-0,17%
			FCP BOAD CAPITAL RETRAITE	OMLT	10 000	15 033,15	7/3/2026	15 034,88	7/6/2026	7/8/2020	50,35%	0,01%
			FCP SOAGA EPARGNE OBLIGATIONS	OMLT	5 000	6 735,25	7/3/2026	6 735,97	7/6/2026	4/28/2021	34,72%	0,01%
SOAGA-SA	SGI-BOA CAPITAL SECURITIES	FCP SOAGA EPARGNE ACTIONS	A	5 000	14 689,91	7/3/2026	14 663,46	7/6/2026	3/11/2020	193,27%	-0,18%	
		FCP SOAGA EPARGNE SERENITE	OMLT	10 000	17 718,92	7/3/2026	17 720,82	7/6/2026	10/28/2016	77,21%	0,01%	
		FCP SOAGA EPARGNE QUETUDE	OMLT	5 000	6 513,80	7/3/2026	6 513,40	7/6/2026	6/19/2023	30,27%	0,01%	
		FCP SOAGA EPARGNE DYNAMIQUE	A	5 000	9 335,42	7/3/2026	9 315,22	7/6/2026	6/19/2023	86,31%	-0,23%	
		FCP SOAGA TRESORERIE	M	10 000	10 686,47	7/3/2026	10 687,29	7/6/2026	5/30/2025	6,87%	0,01%	
		FCP GOORGOORLU	OCT	1 000	1 020,47	7/3/2026	1 020,88	7/6/2026	2/28/2025	2,09%	0,04%	
		FCP SAPHIR DYNAMIQUE	D	5 000	8 354,84	7/3/2026	8 381,93	7/6/2026	8/28/2017	67,64%	0,32%	
		FCP SAPHIR QUETUDE	OMLT	5 000	6 837,08	7/3/2026	6 841,87	7/6/2026	8/28/2017	36,84%	0,07%	
		FCP SOALI FINANCES	D	10 000	18 727,56	7/3/2026	19 071,67	7/6/2026	7/11/2018	90,72%	1,84%	
		WAFI CAPITAL S.A.	D	10 000	10 974,62	10/15/2025	ND	ND	6/5/2020	-	-	
		WEEKLY										
		BNI GESTION	BNI FINANCES	FCPE SODEFOR	D	2 500	10 753,00	6/12/2026	12 036,00	6/19/2026	12/18/2009	381,44%
FCP INITIATIVES SOLIDARITE	D			5 000	6 681,00	6/12/2026	6 727,00	6/19/2026	5/22/2013	170/1900	0,69%	
FCP PAM Actions	A			10 000	28 749,00	18/06/2026	29 168,00	25/06/2026	13/12/2017	191,68%	1,46%	
PHOENIX AFRICA ASSET MANAGEMENT	Phoenix Capital Management	FCP PAM Diversifé Equilibre	D	10 000	23 440,00	18/06/2026	23 705,00	25/06/2026	13/12/2017	137,05%	1,13%	
		FCP PAM Diversifé Obligations	D	10 000	19 514,00	18/06/2026	19 631,00	25/06/2026	13/12/2017	96,31%	0,60%	
		FCP Global Investors	D	25 000	59 210,15	6/26/2026	60 311,21	7/3/2026	Dec. 2012	141,24%	1,86%	
BOA ASSET MANAGEMENT	BOA CAPITAL SECURITIES	FCP Boa Obligations	OMLT	10 000	13 763,58	6/26/2026	13 778,96	7/3/2026	Mars. 2017	37,79%	0,11%	
		FCP Boa Sécurite	OMLT	100 000	122 650,76	6/23/2026	122 796,34	6/30/2026	Mai. 2021	22,80%	0,12%	
		FCP Boa Actions	A	10 000	27 712,85	6/26/2026	28 208,59	7/3/2026	Jul. 2017	182,09%	1,79%	
BRIDGE ASSET MANAGEMENT	BRIDGE SECURITIES	FCP Boa Rendement	OMLT	25 000 000	40 393 693,16	6/26/2026	40 439 882,38	7/3/2026	Dec. 2017	61,76%	0,11%	
		FCP BRIDGE OBLIGATIONS	OMLT	5 000	6 895,52	08/05/2026	6 903,40	15/05/2026	01/10/2019	38,07%	0,11%	
		FCP BRIDGE DIVERSIFIE CROISSANCE	D	5 000	5 674,00	19/06/2023	ND	ND	13/03/2018	-	-	
NSIA AM	UBA CI	FCP BRIDGE EQUILIBRE	D	5 000	8 842,23	08/05/2026	8 963,30	15/05/2026	27/09/2017	79,27%	1,37%	
		EVOLUTIS	D	5 000	7 880,49	6/5/2026	7 892,86	6/19/2026	12/16/2019	57,86%	0,16%	
		FCP BAM TRESOR	OCT	10 000	11 937,68	6/18/2026	11 945,55	6/25/2026	12/21/2023	19,46%	0,07%	
BAOBAB ASSET MANAGEMENT	FGI	FCP BAM WURUS	A	10 000	19 214,05	6/19/2026	19 530,58	6/29/2026	4/12/2024	95,31%	1,65%	
		FCP ENKO CAPITAL GARANTI	D	10 000	22 078,25	7/1/2026	22 078,25	7/6/2026	9/11/2020	120,78%	0,00%	
ENKO CAPITAL WEST AFRICA	EDC Investment Corporation	FCP PATRIMOINE	OMLT	10 000	13 841,45	6/29/2026	13 856,75	7/6/2026	10/18/2020	38,57%	0,11%	
		FCP ENKO CAPITAL OBLIGATIONS	OMLT	10 000	12 832,04	7/1/2026	12 832,04	7/6/2026	3/16/2021	28,32%	0,00%	
		FCP ENKO CAPITAL LIQUIDITE	OMLT	10 000	10 423,75	6/29/2026	10 429,80	7/6/2026	4/18/2024	4,30%	0,06%	
IMPAXIS ASSET MANAGEMENT	IMPAXIS SECURITIES	FCP SDE	D	1 000	2 834,85	5/7/2026	2 855,16	5/14/2026	5/14/2026	183,49%	0,72%	
		FCPCR SONATEL	D	1 000	11 519,59	6/19/2026	11 658,07	6/26/2026	2/19/2024	1065,81%	1,20%	
		FCPE FORCE PAD	D	1 000	2 691,02	6/18/2026	2 701,71	6/25/2026	2/16/2014	170,17%	0,40%	
CGF GESTION	CGF BOURSE	FCPE SINI GNESSUI	D	1 000	2 325,62	6/17/2026	2 342,06	6/24/2026	2/25/2014	134,21%	0,71%	
		FCP EXPAT	D	1 000	1 423,36	6/18/2026	1 434,01	6/25/2026	3/20/2019	43,40%	0,75%	
		FCP CAPITAL RETRAITE	D	1 000	1 356,56	6/17/2026	1 360,16	6/24/2026	3/20/2019	36,02%	0,27%	
		FCP RENTE PERPETUELLE	D	1 000	1 366,41	6/17/2026						